

BULLARD
High School
Class of 2024



Senior
Handbook



Dear Parents and Seniors:

CONGRATULATIONS! The beginning of the senior year marks the pinnacle of your high school experience. High school graduation is a milestone in everyone's lifetime. On behalf of the Bullard High School staff, we commend you for your hard work, patience, and perseverance in pursuing the goal of high school graduation. This year is very important and exciting for parents and students as we move toward the Class of 2024 Commencement Ceremony on Monday, June 3, 2024, at 4:00 p.m. at the Save Mart Center.

The senior year is filled with several events, and the following information is designed to assist and inform students and their parents in regard to upcoming senior events, estimated costs, and policies and expectations of Bullard High School's Graduation. We provide a variety of organized and enjoyable activities for the senior class during their senior year and encourage all seniors to participate.

The senior year is busy, but we want to remind you of the importance of maintaining good attendance and grades. Most colleges will conditionally accept students, and submission of the final senior transcript will determine final admission. In most cases, students will be required to maintain a certain GPA in order to keep their acceptance status. Seniors need to stay focused on their coursework. Although the senior year is an exciting year for our students, please remember that it is also a year of change. Many senior students begin experiencing a variety of emotions that range from excitement and pride to anxiety and uncertainty. It is extremely important that seniors and their parents keep an open line of communication with their family, friends, and teachers.

Once again, congratulations on this incredible milestone and I look forward to celebrating our seniors as they walk across the stage to receive their high school diploma on Monday, June 3rd.

Go Knights!

A handwritten signature in blue ink, appearing to read "Armen Torigian".

Armen Torigian
Principal
Bullard High School

Senior Dates & Information

FALL SEMESTER
FCOE College Night September 13, 2023
Senior Portrait Make-ups September 20, 2023
Block B Awards Ceremony September 18, 2023
Senior Sunrise September 22, 2023
Fresno City/Clovis Community College Application Workshops September 27-28, 2023
CSU Application Workshops October 3-5, 2023
Homecoming Week October 10-13, 2023
UC Application Workshop October 17, 2023
FSA ID Support (bring your SSN if applicable) November 27, 2023
CSU & UC College Application Deadline November 30, 2023
FAFSA Financial Aid Application Opens December 1, 2023
Winter Formal December 9, 2023
Powder Puff December 1, 2023

SPRING SEMESTER
Deadline for ordering Cap & Gown January 12, 2024
Senior Parent Meeting February 5, 2024
Taco Truck FAFSA Celebration February 7, 2024
FAFSA Priority Deadline March 2, 2024
Sadie Hawkins Dance March 16, 2024
Composition 2024 April 26 th -27 th 2024 BHS Theater
AP Testing May 6-17, 2024
Prom May 18, 2024 (TBD)
Night of Knights May 20, 2024
Senior Sunset & Senior Checkout May 23 & 24 th , 2024
Senior Breakfast & Grad Walks May 29 & May 30, 2024
Grad Nite @ Disneyland May 31-June 1 2024
Graduation June 3, 2024 4pm Save Mart Center

*all dates are subject to change

<p style="text-align: center;">Graduate Services</p> <p>Online at https://www.gradservicesltd.com/ 344 W Bedford #104 Fresno, CA 93711 (559) 431-2541</p> <p>Cap & Gown, Class Rings, Announcements, and other Senior Items will be offered through Graduate Services. They will be providing order packets to your student and will deliver to BHS. Information and ordering is also available online.</p>	<p style="text-align: center;">Yearbooks on Sale Now</p> <p style="text-align: center;">You can also purchase a senior yearbook ad deadline to order and complete ads is March 1, 2024</p> <p>Order online: https://bullardyearbook.carrd.co/ Yearbook prices are as follows: Aug. 8th - Sept. 30th \$65 Oct. 1st - Dec. 31st \$75 Jan. 1st - April 22nd \$90</p>
--	---

Senior Event/Item	Approximate Cost
Cap/Gown/Tassel/Stole	\$42.50
Extra Bling Souvenir Tassel	\$16.50
Class Ring (incl. cap & gown)	\$ 289+
Yearbook	\$65.00+
Announcements	\$1.45 each
Grad Bash Disneyland	\$315.00
Senior T-shirt	\$20.00
Senior Prom bid	\$75.00
Senior Panoramic	\$20.00
Sober Grad	\$75.00

SENIOR CONTACT LIST

Activities 451-4320

Shelbie Newman, Campus Culture Director
Shelbie.Newman@fresnounified.org

Athletics 451-4385

Brandon Gilbert, Athletic Director
Brandon.Gilbert@fresnounified.org

Counseling 451-4320

Head Counselor, Whitney Godfirnon
Dayna Clark (A-Bri)-----Dayna.Hill-Clark@fresnounified.org
Angelica Haro (A-E)---Angelica.Haro-DeLaO@fresnounified.org
Andreina Tobin (Deb-Gas) ---Andreina.Tobin@fresnounified.org
Korrie Gallardo (Gat-I)-----Korrie.Gallardo@fresnounified.org
Desiree Fraker (J-Man) -----Desiree.Fraker@fresnounified.org
Vanessa Russell (Mao-Ort) - Vanessa.Russell@fresnounified.org
Cesar Heras (Os-Rom) -----Cesar.Heras@fresnounified.org
Laura Rheault (Ron-Thi) -----Laura.Rheault@fresnounified.org
Danielle Payn (Tho-Z) -----Danielle.Payn@fresnounified.org

Financial Obligations 451-4329

Betty Velasco, Financial Secretary


Graduation Products/Cap & Gown 431-2541

Graduate Services, (gradservicesltd.com)

Sober Grad

PTSA
bhsofficialptsa@gmail.com

Transcripts

Clara Chavez,  Registration 451-4325, Clara.Chavez@fresnounified.org

Yearbook

Heather Ramos, Advisor Heather.Ramos@fresnounified.org

ASB/Class LEADERSHIP OFFICERS

ASB President – Emily Dye
ASB Vice President – Jorden Tristan
ASB Secretary/Treasurer – Jill Venkatesan
Senior President – Lauren Mares
Senior Vice President – Susanna Hernandez
Senior Secretary– Danielle Hickey
Senior Treasurer – Mya Alameda
Senior Social Commissioner – Leilah Moore

COUNSELING/ACADEMICS

Bullard High School Graduation Requirements:

1. Students need to complete **230 credits** to graduate.
2. Students need to pass all of the following class requirements:

Coursework Requirements

English Language Arts	40.0 Credits
American Government	5.0 Credits
U.S. History	10.0 Credits
Modern World History	10.0 Credits
Biological Science	10.0 Credits
Physical Science	10.0 Credits
Biological/Physical Science	10.0 Credits
Algebra I	10.0 Credits
Geometry	10.0 Credits
Mathematics	10.0 Credits
Physical Education	20.0 Credits
World Languages/Arts	10.0 Credits
Economics	5.0 Credits
Electives	70.0 Credits

GRADUATION PRODUCTS

Graduation Announcements, Caps & Gowns, And Class Rings

Date	Item	Location
March 1 st , 2024	Last date to order	Online or at Grad Services
TBA	Receive ordered items	Bullard High School
May 29 th , 2024	Receive cap & Gown	Senior Breakfast

GRADUATION ORDERS—EXTRA INFO

1. FAQ and answers can be found at the Graduate Services website.
2. You can go into their office to get questions answered and preview products.
3. Please turn in your order on time to assure availability of items – March 1st is the deadline.
4. Orders may also be submitted on-line at www.graduateservicesltd.com
5. Please call Graduate Services' office if you have any questions. Bullard's front office cannot answer questions regarding orders.

RING ORDERS—EXTRA INFO

1. All rings are custom-made.
2. Senior rings are usually ready in 8 weeks.
3. You can design your own ring. All styles and options can be found on our website
4. You can come into the Graduate Services office to place an order anytime throughout the year, or download an order form from our website and mail it in.
5. Graduate Services' rings have lifetime warranties
6. There are rings for every budget, and flexible payment plans.
7. A free cap and gown are included with the purchase of a class ring.

Bullard's 2024 Yearbook

Yearbooks are for sale at yearbookordercenter.com. Enter the school code 10932 or you can search by school name. Careful: there is a Bullard High in Bullard, Texas! Purchases are online only through April 20th. 2024



Additional Details: <https://bullardyearbook.carrd.co/>

Yearbook prices are as follows:

Aug. 8th - Sept. 30th \$65

Oct. 1st - Dec. 31st \$75

Jan. 1st - June 10th \$90

Ads & Dedication pages can be purchased at an additional cost depending on the size you want. This must be done online, and the deadline is March 1st, 2024 NO EXCEPTIONS.

Name plates are also available for purchase before Jan 15th.

If a book has not been pre-ordered, then they will be available for cash purchase when the books arrive (around senior checkout time). Seniors will pick up or purchase their yearbook in room S36 as soon as the books are available (exact date TBD). Students must show their ID to do either. Please direct all inquiries to Heather Ramos at Heather.Ramos@fresnounified.org

SENIOR VIDEO

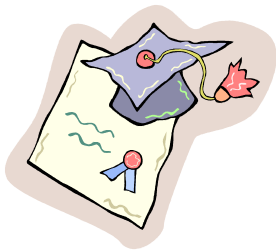
To make sure you are in the Senior Video, please submit all images to:

<https://bit.ly/bhsseniors23>

Parents/Guardians may email them directly to bhsknights55@gmail.com under the subject Senior Video

Pictures need to be school appropriate and must be submitted by May 9th, 2024 for inclusion. Please note that in an effort to ensure all students are included, not all submissions will be used. Thank you for your understanding. The senior video will be shown at the Senior Breakfast and other events.

DIPLOMA NAME



Your name will be printed on your diploma as it appears in the Atlas portal. They will print your legal name only, not your preferred name. If you are in need of a name change for your diploma please see the Registrar in the front office by February 19, 2024. Name changes can only be made with a birth certificate.

WALKING PARTNER

TBD

SENIOR CHECK-OUT

Friday May 24th, 2024

On the morning of May 24th seniors will report to the cafeteria to pick up their final check out form. Seniors must attend all of their class that day. They will check out with each teacher as they attend their classes for the entire period.

Once students have checked out and all bills are paid, students will take their completed form to their counselor, located in the quad, for final clearance. Caps and gowns can be picked up in the south gym after senior breakfast on Wednesday, May 29th.

Students who attend CART checkout with CART and all CART grades will be available to counselors on ATLAS. Students do not need to bring their CART materials for senior checkout.

GRAD NITE – Disneyland

Date: May 31-June 1, 2024

Grad Bash is an important senior tradition



Trip Cost:

Early Reservation Price \$315 through Jan 15th

\$350 after Jan 15th

Please Note: PTSA organizes Grad Bash. All paperwork and payments for this event are done online. Often times something doesn't get filled out correctly or signatures are missing. Please read the documents thoroughly and follow all instructions as to not delay the sign-up process. Once a payment has been made for Grad Bash, there are no refunds unless the trip is canceled.

GRADUATION TRY-OUTS

Graduation Speeches:

Tryouts for graduation speeches will take place in April. Students will be required to submit their written speech ahead of tryouts.

National Anthem:

The National Anthem is sung at graduation by senior members of our choir. If there are no senior choir members to sing the National Anthem, auditions for a student, or group of students, will be held.

GRADUATION CEREMONY

Monday, June 3rd, 2024, 4:00 PM
Savemart Center

Graduates will need to report to the Savemart Center prior to the graduation ceremony time. More information on Graduation protocols to follow at a mandatory Senior Meeting in May.

There is a fee of \$10 for parking charged by the Savemart Center.

SOBER GRAD

Monday, June 3rd, 2024
Time and Location TBA

Seniors, you do not want to miss this special event!

Food, games, dancing, and LOADS OF FABULOUS PRIZES

We want you to be safe and have fun on graduation night.

Parents: We need your help!

For more information

about volunteering your time, talents, or treasures

Please contact: bhsofficialptsa@gmail.com

SENIOR EXPECTATIONS

Remember, it is a privilege, not a right, to participate in graduation. Bullard High School is under no obligation to allow anyone who violates the dress code, rules, policy, and procedures of the Fresno Unified School District to participate in the graduation ceremony.



Fresno Unified School District

Senior Login Sheet

Name: _____ ID#: _____ SSID#: _____ Professional email (use one!): _____

Post Secondary		Testing	Financial Aid
 CALIFORNIA COLLEGES DISCOVER. PLAN. LAUNCH. www.californiacolleges.edu Username: _____ Password: _____	 KHANACADEMY www.khanacademy.org Username: _____ Password: _____	FAFSA FederalStudentAid www.fafsa.ed.gov Username: _____ Password: _____	
 The California State University www.calstate.edu/apply Username: _____ Password: _____ Student application #: _____	 CollegeBoard connect to college success™ www.collegeboard.org Username: _____ Password: _____ SAT Score: _____	 DreamAct www.dream.csac.ca.gov Username: _____ Password: _____	
 UNIVERSITY OF CALIFORNIA www.admissions.universityofcalifornia Username: _____ Password: _____	 ACT www.actstudent.org Username: _____ Password: _____ ACT Score: _____	 California Student Aid Commission www.webgrant4students.org Username: _____ Password: _____	



Bullard Senior Resources

UC Info and Resources

Begin application at californiacolleges.edu

UC Admissions

universityofcalifornia.edu/admissions/

UC Financial Aid Planner

admission.universityofcalifornia.edu/tuition-financial-aid/

UC Personal Insight Questions

admission.universityofcalifornia.edu/how-to-apply/applying-as-a-freshman/personal-insight-questions.html

UC SAT Subject Test Requirements

<https://admission.universityofcalifornia.edu/admission-requirements/freshman-requirements/exam-requirement/>

College Admissions Testing

SAT Test Info, sat.collegeboard.org

Practice Questions, Test Information & Test Registration

ACT Test Info, actstudent.org

Practice Questions, Test Information & Test Registration

Most colleges only accept through December date. Check your colleges of choice to make sure!

SAT Test Site Cancellations:

<https://collegereadiness.collegeboard.org/sat/register/test-center-closings>

SAT Prep

khanacademy.org/test-prep/sat

CSU's and UC's are NOT taking SAT test scores into consideration for 2024 admissions.

Important Info You Need to Know:

Bullard High School Code 050973

(needed for registering for testing, AP, college apps & other important things)

Get an email address (with an appropriate name) and check it at least weekly. This is how you will communicate with schools, financial aid, college board and other important agencies.

Decide on a secure, but easy for you to remember user name and password for all you accounts (college, email, college board, etc...) Write it down & don't forget it. Recovering user names & password is a major hassle!

CSU Info and Resources

Begin application at californiacolleges.edu

CSU Admissions

www2.calstate.edu/apply

CSU Campus Match Assistant

www2.calstate.edu/apply/choosing-a-campus

Fresno State Student Portal My.fresnostate.edu

Community College Info

Fresno City/Clovis Community College

scccd.edu

Fresnocitycollege.edu

Cloviscollege.edu

Additional College Info

Fresno Pacific University

www.fresno.edu

Independent/Private Colleges in California

aiccu.edu/

Common Application for Private Colleges

www.commonapp.org

NCAA:

ncaa.org/student-athletes/future/how-register

General College Info: bigfuture.org

Financial Aid

FAFSA Free Application for Federal Student Aid

FAFSA/Dream Application: www.fafsa.ed.gov

FSAID: fsaid.ed.gov (student & parent need FSAID)

Dream Act Info: dream.csac.ca.gov

Web Grants: mygrantinfo.csac.ca.gov

Student Aid Commission: www.studentaid.gov

EOP at CSU campuses

<https://www2.calstate.edu/attend/student-services/eop>

Scholarship Searches

bhsguidance.com (Bullard scholarship list)

cappex.com

bigfuture.org

Your College of choice will also have a general scholarship application usually in the Spring, make sure and fill it out!!

Bullard Senior Information

Be on Track for Graduation

To receive a Bullard High Diploma you need to complete credits in the following areas:

English 40 credits

Math 30 credits (Algebra 1, Geometry, 3rd year)

Science 30 credits (Life, Physical, 3rd year)

History 30 credits (World Hist, US Hist, Gov/Econ)

P.E. 20 credits

Art/World Language 10 credits

Electives 70 credits

If you need to recover credits:

-Edgenuity classes during Periods 0-6 at BHS

-Edgenuity classes after school at BHS

-Fresno Adult School evening classes

**counselors will meet with students who and create a credit recovery plan if needed.*

Community College Steps

Apply to Fresno City, Clovis Community or

Step 1: Apply

www.fresnocitycollege.edu/admissions-aid/apply.html

Step 2: Activate SCCC Email and Web Advisor

check personal email for FCCID# & directions
change your password.

Step 3: Online Orientation webadvisor.scccd.edu (opens in December). Check email for directions.

Step 4: Advising March at BHS if above steps are complete. Required to attend or will not be allowed to reg for classes.

Step 5: Registration Register for classes Spring 2024, Dates are assigned to students based on completion date of Orientation.

Additional steps will be added in the Spring. BHS will share info as it is available. Complete FAFSA by March 2 to qualify for free tuition regardless of income level.

4 Year College

College/University	App Due	Bullard High	Requirements
California State University (CSU)	Nov. 30	College App Workshops and assistance will be available	Meet a-g and gpa requirements complete online application start in California Colleges to access app
University of California (UC)	Nov. 30	College App Workshops and assistance will be available	Meet a-g requirements, min. 3.0 a-g gpa, complete online app, including personal insight questions
Private/Independent Universities	Varies, check with colleges	Make appointment with counselor for assistance with writing support	Varies depending on college/university. Apply online. May require essay and/or letters of rec

Make sure you give your counselor and teachers time to complete letters of recommendation. Fill out letter of recommendation request at bhsguidance.com

FAFSA Financial Aid

FAFSA Free Application for Federal Student Aid Application opens December 1

1. Student & Parent/Guardian need to establish a FSA ID now. Go to fsaid.ed.gov

If you need assistance attend an FSA ID How to steps available in Senior folder, Workshop will be held if you need additional assistance meeting link will be sent to student email. Also make an appt w counselor for 1-1 help

2. Go to fafsa.ed.gov and complete a 2023-24 FAFSA application. You need a FSA ID to electronically sign (see step 1) If you need assistance. You can submit starting Dec. 1. Do it early, some aid is first come first serve. Evening assistance will be available in the library. Meeting information will be sent to students email.

4. Final priority deadline for FAFSA is March 2

This includes Community college tuition waiver and Cal Grant if qualified.

5. Make sure all colleges/universities are listed on FAFSA Set up webgrants acct at mygrantinfo.csac.ca.gov to manage schools and Cal Grant and check email and college portals frequently for updates, required paperwork and deadlines.

College Application

Student Social Security # (if avail)

Unofficial Transcript

AP Scores

login for collegeboard account

Parent/Guardian 2022 Annual Gross Income Level

Payment Method for applications (if you do not qualify for a fee waiver)

Student email address and user name/password.

****make sure it is professional and appropriate.***

Follow us on twitter: @BullardGuidance & Instagram: @bullardcounseling

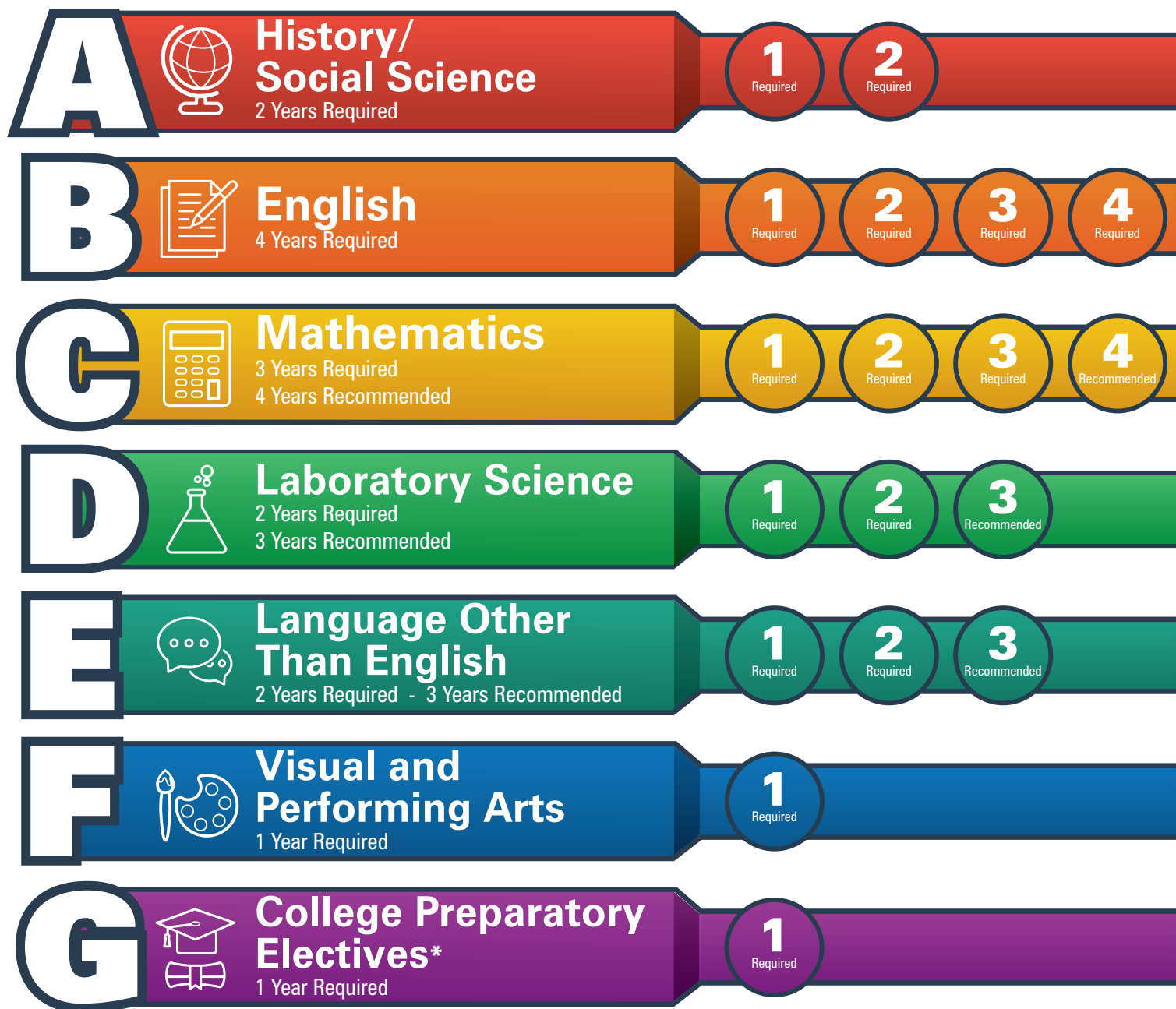
Check bhsguidance.com for more information



You can go to college

A-G REQUIREMENTS

The University of California (UC) and California State University (CSU) systems require that students complete at least 15 courses in the areas listed below to be considered for admissions. Courses must be completed with a grade of "C" or better. Additional coursework beyond the minimum requirements is strongly recommended.



*Any courses taken in excess of the minimum required in any subject area may count toward the fulfillment of the College Preparatory Elective requirement

University Systems

OF CALIFORNIA



TO BE CONSIDERED FOR ADMISSION TO A UC OR CSU:

- ✓ Earn a high school diploma
- ✓ Meet the minimum A-G requirements
- ✓ Apply!



FAFSA

Financial Aid

Application



Financial Aid FAFSA

Why should I complete a FAFSA?

- Many students choose not to apply for FAFSA because they believe they do not qualify for aid but in fact, most Americans are eligible for some aid.
- Even if you do not qualify for grants, the FAFSA can qualify you for work-study and low-interest loans.
- Sometimes situations change and you can appeal to the financial aid department for more aid. You must complete a FAFSA to be considered.
- Many scholarships require students to complete a FAFSA.
- **Community College is free to students who complete a FAFSA, regardless of their income.**

FAFSA Information & Support

FAFSA application is set to open on December 1st

FAFSA Priority Deadline is March 2nd

Studentaid.gov (official FAFSA website for FSAID and FAFSA Application)

FAFSA incentives

Complete your FAFSA by January 31 and you will be invited to a Free Taco Day Celebration on February 7.

FSA ID Completion Support

Students and parents both need an FSA ID to electronically sign FAFSA, parents should use their FSA to sign any of their children's FAFSA applications and for themselves if attending college and completing a FAFSA. FSA IDs will be reused each year, you do not create a new account.

In Class FSAID Classroom Presentations: 10/27/23

FAFSA Completion Support

BHS FAFSA Completion Evening Assistance: Dec. 11, Jan. 22, Feb. 26 @ *BHS Library (6 pm-7:30 pm)*

BHS FAFSA All day School Workshop for students: Jan. 22, Jan. 29, Feb. 5, Feb. 26

Virtual FAFSA Assistance with Cash For College Webinars

Go to CSAC.ca.gov/cash-college to register

BHS FAFSA Assistance by appointment with your counselor.

Message your counselor on TEAMS or send your counselor an email.

Instructions: How to Create your FSA User ID

www.fsaaid.ed.gov or www.fafsa.ed.gov and link to “FSA ID” tab located on the top of the page and link to “create an FSA ID” (English or Spanish) The FSA ID is your electronic legal signature to sign the FAFSA

1. **Create FSA ID Username – 6-30 characters** (Any combination of numbers and/or letters)
 - Numbers
 - Letters
2. **Create Password – 8-30 characters** (Contain the following characters)
 - Uppercase letter(s)
 - Lowercase letter(s)
 - Number(s)
3. **Enter your Full Legal Name** (First Name, Middle Initial, Last Name as it appears on your Social Security Card)
4. **Date of Birth (DOB)**
5. **Enter your Social Security Number (SSN)** (Match exactly how it reads on your Social Security Card. You must have a SSN to create a FSA ID. You cannot use ITIN for the FSA ID. If you previously had a PIN, you will be redirected how to create a FSA User ID)
6. **Enter your Email Address** *(You must use a valid PERSONAL email address, NOT your school email. An email can only be used for 1 account. You cannot an email that is already associated with another FSA ID account.)*
7. **Confirm your Email**
8. **Enter your mobile number, confirm mobile number & enter an alternate number** (Would you like to register your mobile phone number for account recovery? This will allow you to reset and retrieve your USER ID and Password in a more efficient way.)
9. **Enter your Mailing Address, City, State, and Zip Code**
10. **Challenge Questions:** (Select a Challenge Question from the drop-down tab and provide an answer)
 - Your answer cannot be more than 50 characters
 - Cannot be fewer than 3 characters
 - Your answer is not case sensitive
 - Only the following characters can be used (A-Z, a-z, 0-9) or space
11. **STOP**- Confirm and Verify your information to ensure that all the information you entered is correct. Now, you check the box and certify that your information is correct and that you accept the terms and conditions. Click “continue”.
12. **Verify Mobile Phone:** A text message containing a secure code will be sent to the mobile phone that you listed. Enter the code and select “Verify”. The secure code will expire after 30 minutes and you will be required to request a new secure code.
13. **Verify Email Address:** An email containing a secure code will be sent to the email address that you listed. Enter the code and select “Verify”. After you verify your email address, you can use it as your username when logging in.
14. **Your FSA ID account has been created. Now you must wait 1-3 days for the Social Security Administration to confirm your identity. Once you receive an email indicating that your account was “Matched”, you will be able to apply for the FAFSA beginning October 1, 2019!**

FSA ID WORKSHEET



fsaid.ed.gov

Federal Student Aid IDs are required for students to electronically sign the FAFSA. One parent of a dependent student will also need to create an FSA ID.* *KEEP IN A SAFE PLACE.*

1 ENTER AN EMAIL ADDRESS _____

1

The email address must be unique to each individual. You will not be able to use the same email address for student and parent. DO NOT use high school email accounts.

2 CREATE A USERNAME _____

2

Must be 6 — 30 characters. Avoid using personal identifiers like your name or birthdate.

3 CREATE A PASSWORD _____

3

Must be 8 — 30 characters and contain upper- and lowercase letters and numbers. Avoid personal identifiers.

COMPLETE YOUR PROFILE

4

1. Enter your Social Security number
2. Enter your birthdate
3. Enter your name exactly as it is listed on your social security card

Social Security matches are confirmed within 1 to 3 days. Errors can cause delays.

CHALLENGE QUESTIONS & ANSWERS

There are four challenge questions and answers. Select the questions from drop down menus and provide your answers below.

5

1. _____
2. _____
3. _____
4. _____

6 VERIFY YOUR EMAIL ADDRESS & MOBILE PHONE NUMBER

6

FSA will send an email with a code that must be entered to verify your email address. FSA will send a text message with a code used to verify your mobile phone number. Your FSA ID is ready to use!

***Parents without a social security number cannot create an FSA ID; they'll sign the FAFSA by mailing a signature page to the Federal Student Aid Program.**

Completing the FAFSA

startwithfafsa.org

fafsa.gov

Students must complete the FAFSA each year they wish to receive financial aid for college. The following steps will help you complete and submit your FAFSA as soon after Oct. 1 as possible.

1

GATHER MATERIALS – Gather this information before you go to **FAFSA.gov** to complete your FAFSA:

- ☐ Social Security Card or Alien Registration Card
- ☐ Driver's license
- ☐ Federal income tax returns, W-2s and other records of money earned for the specified year
- ☐ Current cash and bank account balances, records of investments and untaxed income
- ☐ If you're a dependent student, you'll also need your parent(s)' information. Determine your dependency status with UCanGo2's Dependency Questionnaire at startwithfafsa.org/resources.

2

CREATE AN FSA ID – The Federal Student Aid ID (FSA ID) is the username and password students use to complete the FAFSA. The parent of a dependent student also needs an FSA ID to sign the FAFSA. (Parents with no SSN are ineligible to create an FSA ID, but will be able to print and sign a signature page.) Use the FSA ID Worksheet to keep track of your answers when you set up your FSA ID at **FSAID.ed.gov**.

3

FILL IT OUT – After you start your application at FAFSA.gov or on the myStudentAid mobile app, you will complete the sections below:

Student Demographics – When entering your personal information, read directions carefully and enter information accurately.

- Enter your full name as shown on your Social Security card.
- Male students must be registered with Selective Service to receive financial aid. You can register directly on the FAFSA by checking "Register me."
- Double-check your name, date of birth and Social Security number. Even one small error could cause delays.

School Selection – Select the college, university or career technology center you plan to attend. You can select up to 10 schools. You will also need to indicate whether you plan to live on campus, off campus or with a parent.

Dependency Status – A list of questions will determine whether you are considered dependent or independent on the FAFSA. Dependent students will be required to provide parental information.

Parent Demographics – Dependent students must enter information about their legal parent(s).

- If your parents are legally separated or divorced, list the parent you lived with the most during the last 12 months.
- If your parents are legally separated or divorced and you lived with them equally, list the parent who provided the most financial support in the last 12 months.
- If your divorced parent is remarried, list both your parent and step-parent.
- If your parents are unmarried but living together, list information for both parents.
- If your parent is undocumented, use 000-00-0000 as his/her Social Security Number.

Financial Information – You can enter the specified federal income tax information manually or use the IRS Data Retrieval Tool (DRT). The IRS DRT allows users to securely transfer data from their tax return directly into the FAFSA, which is faster and easier. Users must have an FSA ID to access tax information. To learn more, visit StudentAid.ed.gov/irsdrt.

4

SIGN AND SUBMIT – Review your answers on the Summary, correct any errors, then enter your FSA ID to electronically sign your FAFSA.

- If you're considered dependent, your legal parent is also required to sign your FAFSA.
- If necessary, you or your parent can print a signature page, sign it and mail it to the address indicated.
- Don't forget to click SUBMIT at the bottom of the screen.
- Review your confirmation page for information about the schools you've selected and an estimate of your financial aid eligibility.

5

FOLLOW UP – Watch your email for a Student Aid Report (SAR), which provides a copy of your FAFSA responses. Your college may also send you requests for further documentation before sending your financial aid offer. This letter will contain the types of financial aid offered to you by the college(s) you've chosen.

How to Complete the 2024-25 FAFSA/CADAA

Why should I complete a FAFSA/CADAA application?

The FAFSA (Free Application for Federal Student Aid)/ CADAA (California Dream Act Application) can qualify college students to be eligible for a wide variety of financial aid including:

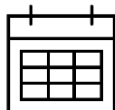
- **Grants:** such as Cal Grant, PELL grant, CHAFFE grant and other money you do not have to pay back
- **Scholarships:** Middle class scholarship, College & University scholarships
- **CA Community College Tuition Waiver:** Free community college in California regardless of income
- **Student Loans:** Subsidized and Unsubsidized Federal Loans and Parent Loans
- **Work Study:** Jobs you can qualify for on campus

I don't think my family income level will qualify me for any needs-based aid...

All students should complete a FAFSA/CADAA application even if you do not think you are going to qualify for grants. This is helpful if your plans change and you want to attend a community college for free or unexpected family/life changes happen and you need to additional aid during the school year.

A FAFSA/CADAA Application may also be a requirement of many scholarships and programs such as athletic and academic programs.

How to complete a 2024-25 FAFSA/CADAA



FAFSA/CADAA 2024-25 Opens December 1, 2023

Cal Grant Priority Deadline is March 2, 2024

Federal Deadline is June 30, 2024

Steps to Completing your FAFSA/CADAA application

1. Create your FSA ID (you can do this now)
2. Gather the necessary materials
3. Answer the FAFSA Questions
4. Add your colleges and universities you are applying to in your FAFSA/CADAA app
5. Submit the FAFSA by the necessary deadline

Step One: Create your FSA ID

Your Federal Student Aid ID (FSA ID) is a unique username and password that will allow you to electronically sign your FAFSA/CADAA. Go to studentaid.gov/fsa-id/ and click on "Create an Account" or login if you already have an account.

The student and one parent need an FSA ID. Parents who already have created one for their own schooling or have former or multiple children should use the same FSA ID for themselves and all their children. Students who do not live with a parent may need additional help. Please see your counselor if you have any questions.

Step Two: Gather Necessary Materials

If you are a dependent student, you need to following materials to complete the FAFSA/CADAA form:

- Your Social Security card (you need to use the name on your SS card to avoid errors)
- Your driver's license (if you have one)
- Your Alien Registration numbers (if you are not a U.S. citizen)
- Your 2022 W-2 Federal Tax return (if you filed taxes)
- Your parents' Social Security numbers
- Your parents' 2022 1040 Form and Q-2 Federal Tax Returns (you should use the IRS Retrieval Tool within the application to fill in this information)

- Records of any untaxed income, cash, savings, checking account balances and investments

Step Three: Begin the 2024-25 FAFSA application

Go to studentaid.gov/FAFSA and click on "start here" You want to fill out the 2024-25 FAFSA application.

Answer the question and create a save key. This is a temporary password that allows you to pass the FAFSA form back and forth between student and parent. It also allows you to save and return to the FAFSA.

Parents: The FAFSA form is the student's form, when it refers to "you" and "your" it is referring to the student.

Answer the FAFSA/CADAA Questions

Fill out the Student Demographics (Questions 1-31) & Financial (Questions 32-57) sections Use your name exactly as it appears on your social security card.

Question 22: *Do you want to register for Selective Service System website?*

Males are no longer required to register for the Selective Service System. It will ask, "Are you enrolled?" and then, "Would you like to be enrolled"? You can select "No" to being enrolled. You can still be enrolled if you would like to be.

Questions 29: *What will your college grade level be when you begin the 2024-2025 school year?*

High School Seniors should answer "Never attended college/1st yr"

Questions 36-38: These questions should be answered using the student's 2022 tax returns. **We highly recommend using the FAFSA IRS Data Retrieval Tool to complete this section if you filed taxes.**

Question 46-58: Help determine if the student is an independent or dependent student for the purpose of financial aid. Independent students do not have to submit their parent's financial information if they answer yes to any of the questions 46 through 58.

Fill out Parent Demographics (Questions 58-78) and Financial (Questions 79-92) sections.

Questions 59: FAFSA asks about parents' marital status. If parents are divorced or not in the same household students should use the parent income who they have lived with more over the past 12 months. If you need more help with this go to studentaid.gov/apply-for-aid/fafsa/filling-out/parent-info for more information.

Questions: 79-92: **We highly recommend using the FAFSA IRS Data Retrieval Tool to complete this section if you filed taxes.**

Add colleges to the FAFSA/CADAA

Once you have completed your FAFSA/CADAA you need to send to all the schools you are applying to so you can be considered for aid. You can add up to 10 schools on Questions 103 and you can add and delete schools throughout the process if needed.

Step Five: Watch your email, for requests for additional information and corrections. Meet all deadlines.

Students need to be checking their personal email (used on all college apps and financial aid/scholarship documents) to make sure there is nothing else to be submitted, get info about creating accounts for Web Grants and college portals and making sure everything is getting processed and submitted on time. In the Spring, students can check their college portals to see what financial aid offers are being made. All colleges & universities are different and considering financial aid offers is very important in deciding on what college to choose. Students typically do not need to decide on the college choice (and submit their intent to register) until May 1 but checking with every school about their deadlines is very important as they may have a different date.

Community College



Community College Options

- Earn Associate's Degree and/or complete GE requirements to transfer to a four-year college or Vocational Training and certificate programs available Fresno City, Clovis, Reedley & Madera are all one application
- In order to be prepared to register for classes you must Apply, do online orientation and Advising. Don't miss any steps!
- FCC Application Workshops September 27th & 28th

Steps to Matriculate to Community College

September-November: Complete online application through CCCApply

October-March: Complete FAFSA/CADAA Financial Aid Application to qualify for free tuition

December: Complete Online Orientation

March: Attend and Complete Mandatory Advising

April: Register for classes using your Student Educational Plan (SEP) created during Advising

Disabled Student Programs and Services (DSP&S)

What is DSPS?

- Program that provides accommodations and support to students who have a verified disability
- High School IEP's and 504's do not automatically transfer to college
- Students must apply for and request accommodations through DSPS

How to Apply to DSPS?

1. Complete a CCC Apply Application

2. Complete the DSPS Aim Application

www.fresnocitycollege.edu/transitiontocollege

3. Please see your counselor for assistance or call the DSPS office at

559-442-8237



Bullard High School

An FCC staff member will be on campus the following days during the 2023-2024 academic year.

***Workshop and Site Visit dates subject to change.**

September 2023	
September 27 - 28	Senior Presentations/ Application Workshop
October 2023	
October 4, 11, 18, 25	Site Visit
November 2023	
November 1, 15, 29	Site Visit
December 2023	
December 5	Orientation Workshop
March 2024	
March 14-15	DSPS Advising
April 2024	
April 4 -5	Advising- Meet with an FCC counselor to create your student education plan

Important Dates

September 1	SCC CD Application Opens for SU/FA 2024
October 6	SCC CD High School Counselor Conference (FCC Hosting)
November 17	Submit application by this date
December 1	Online Orientation Opens
April 3 - 4	DSPS Priority Registration
April 15	RTG Matriculation Deadline
April 23 - 25	RTG Priority Registration
December – March 2	Complete Financial Aid/Scholarship applications

Reminders

Application Workshop – Information needed to successfully complete the application: home address, phone number, personal email address, social security number or permanent resident card, and transcript (English/math junior year grades).

Site Visit – Students can meet with an FCC staff member on one of the scheduled site visit days to complete their application, submit a name change, and submit a missing social security number.

Orientation Workshop – Orientation is mandatory for students who will attend FCC.



Preparing for the SCCCD Online Application

Step 1 – Gather your Personal Information

☐ Basic Information: Legal Name, Address, Phone, and Email Address

- It is important that you do not use your high school email address as you may not have access to it once you graduate. If you do not have a personal email, open an account on outlook.com, yahoo.com, gmail.com, etc.

☐ Social Security Number (SSN) or other Residency Information

- If you have an SSN, the college will need it to match the information on your Free Application for Federal Student Aid (FAFSA). Applying without entering your SSN will affect your financial aid.
- If you are undocumented or do not have a SSN, you will follow the directions to submit without one.
- If you are not a US citizen and have a permanent resident card, you will need to know the number, date of issue and expiration of your card.

Step 2 – Gather your School Information

☐ GPA and Course Information through your Junior Year

- Access your student/parent portal, HS transcript, or ask your counselor where to find the following:

Highest Math Class/Course Taken: _____ 2nd Sem. Grade Received: _____

Highest English Class/Course Taken: _____ 2nd Sem. Grade Received: _____

Overall/Total Unweighted GPA: _____ If this isn't listed, ask your counselor which GPA is best to use.

Step 3 – Retrieve your CCCApply Login Information

☐ Have you taken a college class through Dual Enrollment (DE) or High School Enrichment (HSE)?

YES

- If you have taken a DE/HSE class during high school, you already have a login and cannot create another account.
- If you don't know your login, visit www.sccd.edu/apply and choose the college you are applying to. Follow the directions on the webpage to access the CCCApply application.
- On the CCCApply page, click on the "Recover Account" link on the Sign In page and enter the required information.
- If you need help logging in to CCCApply, call 1-877-247-4836.

NO

- If you haven't taken a college class, you will be creating a CCCApply account before starting an application.
- Be prepared to verify your email address or phone number, and create a password. Save for future use below.

Email Address used for CCCApply: _____ Password: _____



Have you taken Community College classes while attending Bullard?

Not sure how to request them for your 4 Year College Applications?

Start Here:

www.parchment.com/students/order-status/



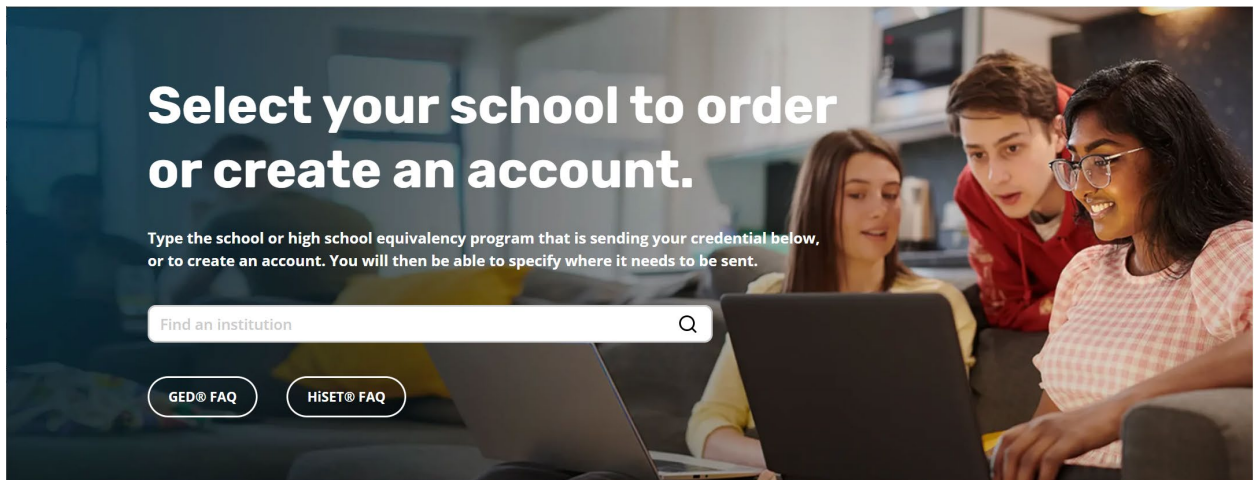
Select your school to order or create an account.

Type the school or high school equivalency program that is sending your credential below, or to create an account. You will then be able to specify where it needs to be sent.



GED® FAQ

HiSET® FAQ



CSU
California
State
University



CAMPUS MAP & INFORMATION ON THE 23 CSU CAMPUSES



California State University, Bakersfield • S

www.csub.edu

California State University, Channel Islands • S

www.csuci.edu

California State University, Chico • S

www.csuchico.edu

California State University, Dominguez Hills • S

www.csudh.edu

California State University, East Bay • Q

www.csueastbay.edu

California State University, Fresno • S

www.fresnostate.edu

California State University, Fullerton • S

www.fullerton.edu

Humboldt State University • S

www.humboldt.edu

California State University, Long Beach • S

www.csulb.edu

California State University, Los Angeles • S

www.calstatela.edu

California State University Maritime Academy • S

www.csum.edu

California State University, Monterey Bay • S

www.csumb.edu

California State University, Northridge • S

www.csun.edu

California State Polytechnic University, Pomona • Q

www.cpp.edu

California State University, Sacramento • S

www.csus.edu

California State University, San Bernardino • Q

www.csusb.edu

San Diego State University • S

www.sdsu.edu

San Francisco State University • S

www.sfsu.edu

San José State University • S

www.sjsu.edu

California Polytechnic State University,
San Luis Obispo • Q

www.calpoly.edu

California State University San Marcos • S

www.csusm.edu

Sonoma State University • S

www.sonoma.edu

California State University, Stanislaus • S

www.csustan.edu

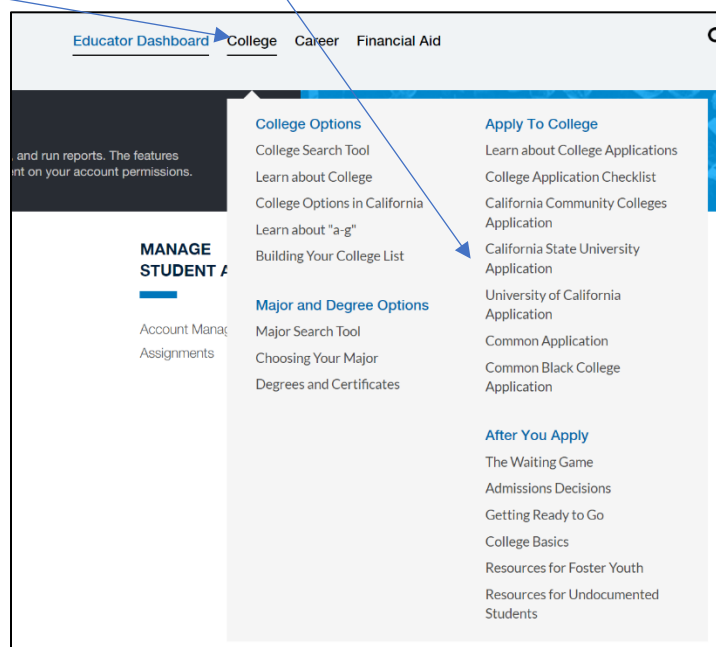
S - Semester System
Q - Quarter System

Freshman Application Checklist

When you're ready to begin your application to the CSU, be sure you have these items on hand:

- ☐ **Unofficial transcripts (both high school and college transcripts, if applicable)** You'll be asked to enter all the courses you've completed on your CSU application; those that are currently in progress; and any you plan to take. Transcripts will be requested by campuses as needed.
- ☐ **Your Social Security number**, if you have one.
- ☐ **Your citizenship status**
- ☐ **Credit card or PayPal account** Application fees are due at time of submission.
- ☐ **Annual income** Your parents' if you are a dependent; your income if you are independent
- ☐ **Educational Program, Work and Extracurricular Participation Information** You will need to provide the years you participated in college preparation programs and your average number of hours per week of work and/or participation in extracurricular activities.
- ☐ **Information needed to apply to EOP (if applying)** See the [Apply to EOP website](#) for information about materials needed to complete the optional EOP application.
- ☐ **Test scores** Optional; if you have taken or plan to take the ACT, SAT, AP, IB exams, you may include the information on the application. Reporting test scores is not required. SAT and ACT scores will not be used for determining who gets admitted into the CSU. If you are accepted, the campus will use official test scores to for placement into mathematics and English courses.
- ☐ **California statewide student ID** Optional; every K-12 student in a California public school is assigned an ID number. The number should be printed on your transcript.

To Launch you CSU Application please go to California Colleges, login and click on College and California State University Link.



Attend a CSU Application Workshop and make sure you get help from a BHS Counselor with linking your California Colleges account to CSU Apply.

CAL STATE **APPLY**

Top 5 DOs and DON'Ts for Filling Out Your Freshman Application

DO

DO visit the [Dates and Deadlines](#) page to see **what programs are available** at each CSU campus since this information can change each application cycle.

DO complete your **Extended Profile** correctly. Make sure you are selecting "First Bachelor's" degree. Need help? Visit the [Help Center](#). The customer support team is here to help with any issues you may have.

DO review the [Freshman Application Guide](#) and the [First-Time Freshman Guidance](#) page for **help filling out your application**.

DO review the [Fee Waiver Checklist](#) to see if you may be eligible for an **application fee waiver** prior to submitting.

Ready to submit? DO first, stop and **review your application carefully**. After you submit, you will not be able to make changes. Be sure to check that you selected the CSU campus(es) you intended to apply to.

DON'T

DON'T start your **application late**. Instead, take your time and submit **early** to avoid stress.

DON'T create your Cal State Apply account with an **email you rarely use**. Instead, provide an email address you check regularly since official communications about the application process are sent via email.

DON'T fill in your application **from memory**. Instead, be sure to have a copy of your unofficial high school transcripts to enter your courses and match A-G. Have an **official** college transcript for college credit, if applicable.

DON'T leave out your **in progress (currently taking)** high school courses. These will be used to calculate your total years earned towards the A-G requirements.

DON'T enter high school courses that **do not meet an A-G requirement**. Instead, only enter high school courses that can be matched to A-G. Reminder: ALL college credit should be entered, even if not taken for A-G.

Visit calstate.edu/apply/freshman for more information.

2023-2024 CSU Undergraduate Impacted Programs Matrix

	Bakersfield	Channel Islands	Chico	Dominguez Hills	East Bay	Fresno*	Fullerton*	Humboldt	Long Beach*	Los Angeles*	Maritime Academy N	Monterey Bay	Northridge	Pomona	Sacramento	San Bernardino	San Diego*	San Francisco	San Jose*	San Luis Obispo*	San Marcos	Sonoma	Stanislaus
Apparel Design & Merchandising														O	O			O					
Architecture														I						I			
Art	O	O	O	O	O	I	I	O	I	I		O	O	O	O	O	I	N	I	I	O	O	O
Biological Sciences**	O	O	O	O	O	I	I	O	I	I		O	I	I	O	O	I	O	I	I	I	O	O
Business	O	O	O	O	O	I	I	O	I	I	O	O	N	N	I	O	I	N	I	I	I	O	O
Chemistry/Biochemistry	O	O	O	O	O	I	I	O	I	I			O	I	O	O	I	O	I	I	O	O	O
Child/Human Development	O		O	O	O	I	I	O	I	I		O	O		O	O	I	O	I	I	O	O	O
Communication	O	O	O	O	O	I	I	O	I	I		O	O	I	O	O	I	O	I	I	I	O	O
Computer Science	O	O	O	O	O	I	I	O	I	I		O	O	I	O	O	I	O	I	I	O	O	O
Criminology/Criminal Justice	O		O	O	O	I	I	O	I	I			O		I	I	I	O	I	I	O	I	O
Economics	O	O	O	O	O	I	I	O	I	I		O	O	O	O	O	I	O	I	I	O	O	O
Engineering	O	I	O	O	O	I	I	O	I	I	I		O	N	O	O	I	O	I	I	I	O	O
English	O	O	O	O	O	I	I	O	I	I		O	O	O	O	O	I	O	I	I	O	O	O
Environmental Studies/Sciences	O	O	O	O	O	I		O	I			O	O	N	O	O	I	O	I	I	O	O	O
Family & Consumer Sciences						I			I				O		O			O					
Film & Electronic Arts/Cinema							I	O	I	I		O	I		O			O					
Food & Nutrition/Dietetics			O			I			I	I			O	O	O	O	I	I	I	I			
Graphic Design			O	O	O	I	I		I	I		O	O	O	I	O	I	N	I	I			
Health Science/Education	O	O	O	O	O	I	I		I	I			O	O	I	O	I	O	I				
History	O	O	O	O	O	I	I	O	I	I		O	O	O	O	O	I	O	I	I	O	O	O
Hospitality & Tourism			O	O	O		I		I			O	O	O		O	I	O	I	I			
Information Systems	O		O	O	O	I	I		I	I		O	O	O	O	O	I	O	I	I	O		O
Interior Design			O			I			I				O		O		I	O	I				
International Business (B.A.)				O		I	I			I		N		N	I	O	I	N	I				
Journalism/Mass Communications			O	O	O	I	I	O	I			O	O	O	O		I	O	I	I	I		
Kinesiology/Physical\ Education	O		O	O	O	I	I	O	I	I		O	I	I	O	N	N	O	I	I	I	O	O
Liberal Studies	O	O	O	O	O	I	I	O	I	I		O	O	O	O	O	I	O	I	I	O	O	O
Marine Transportation											I												
Mathematics	O	O	O	O	O	I	I	O	I	I		O	O	O	O	O	I	O	I	O	O	O	O
Music	O		N	O	O	I	I	O	I	I		O	I	O	O	O	I	O	I	I		O	O
Nursing, Basic	I	I	I		I	I	I		I	I					I	I	I	I	I		I	I	I
Nursing, RN to BSN	I	O	O	O	O	I	I	I	I	I			O		O	O	I	O	I		O	I	O
Occupational Therapy/Health							I						O						I				
Oceanography								O			I												
Physics	O	O	O	O	O	O	I	O	I	I		O	O	I	O	O	I	O	I	I	O	O	O
Political Science	O	O	O	O	O	I	I	O	I	I		O	O	O	O	O	I	O	I	I	O	O	O
Psychology	O	O	O	O	O	I	I	O	I	I		O	I	I	I	I	I	I	I	I	O	I	O
Public Administration	O		O	O	O	I	I		I	I			O			O	I		I			O	O
Radio-Television & Film			O	O	O	I	I			I		O	O				I	O	I				
Social Science			O				I	O		I		O		O	O	O	I		I	I	O		O
Social Work			O			I		O	I	I		O		O	O	N	I	I	I				
Sociology	O	O	O	O	O	I	I	O	I	I		O	O	N	O	O	I	O	I	I	O	I	O
Spanish	O	O	O	O	O	I	I	O	I	I		O	O	O	O	O	I	O	I		O	O	O
Theater/Performing Arts	O	O	O	O	O	I	I	O	I	I		O	O	O	O	O	I	O	I	I	O	O	O
Undeclared						I	I		I	I		O					I	N	I				

Codes: * = All programs are impacted I = Programs Impacted at the campus N = See notes for the campus on the next page
 O = Programs offered at the campus but not impacted □ = A blank cell indicates that the program is not offered at this campus
 **Biological Sciences should include Biology, Biotechnology, Microbiology, and Medical Technology

Notes for First Time Freshmen (FTF) and Upper Division Transfers (UDT)

Bakersfield: No campus impaction for FTF or UDT. Impacted in nursing (basic) and the RN to BSN nursing programs.

Channel Islands: No campus impaction for FTF or UDT. Impacted in the nursing (basic) program and mechatronics program.

Chico: No campus impaction for FTF or UDT. Impacted in nursing (basic) and option in recording arts (BA in Music).

Dominguez Hills: No campus impaction for FTF or UDT.

East Bay: No campus impaction for FTF or UDT. Impacted in the nursing (basic) program.

Fresno: Impacted for FTF and UDT, and in all undergraduate programs, pre-programs, undeclared/undecided programs.

Fullerton: Impacted for FTF and UDT, and in all undergraduate programs, pre-programs, undeclared/undecided programs.

Humboldt: No campus impaction for FTF or UDT. Impacted in RN to BSN Program.

Long Beach: Impacted in all undergraduate programs, pre-programs for FTF and UDT and undeclared/undecided programs for FTF only.

Los Angeles: Impacted in all undergraduate programs, pre-programs for FTF and UDT and undeclared/undecided programs for FTF only.

Maritime Academy: Impacted in facilities engineering technology, marine engineering technology, marine transportation, mechanical engineering and oceanography. New students in all majors must complete a physical examination and pass a health review prior to enrollment.

Monterey Bay: No campus impaction for FTF or UDT.

Northridge: Impacted for FTF and UDT, and programs in accountancy, biology, business administration (options in financial analysis, financial planning, and risk management and insurance), cinema & television arts, kinesiology, music and psychology.

Pomona: Impacted for FTF and UDT, and programs in animal science, animal health science, architecture, biology, biotechnology, business administration (accounting option), chemistry, civil engineering, communication, computer science, environmental biology, engineering (aerospace, chemical, civil, computer, electrical and mechanical), kinesiology (general option), physics and Sociology (transfer only).

Sacramento: Impacted for FTF and UDT, and programs in business administration (all options), criminal justice (general), graphic design (general), health science (all options), nursing (general), and psychology (general).

San Bernardino: Impacted for FTF and UDT, and programs in criminal justice (all options), kinesiology (pre-physical therapy), psychology, nursing (general), and social work (pre-social work).

San Diego: Impacted for FTF and UDT, and in all undergraduate programs, pre-programs, and undeclared/undecided programs.

San Francisco: Impacted in business administration (accounting), nursing (general), psychology, social work and undeclared/undecided (with an interest in nursing)

San Jose: Impacted for FTF and UDT, and in all undergraduate programs, pre-programs, and undeclared/undecided programs.

San Luis Obispo: Impacted for FTF and UDT in all undergraduate programs (and does not consider alternate majors).

San Marcos: Impacted for FTF and UDT, and programs in biological sciences, biotechnology, business administration, communications, electrical engineering, kinesiology, mass media, nursing (basic) and software engineering.

Sonoma: Impacted for programs in communication studies, criminology and criminal justice studies, human development, nursing (pre-nursing and pre-licensure BSN), psychology, and sociology.

Stanislaus: No campus impaction for FTF or UDT. Impacted for pre-nursing and nursing (generic or basic) program.

Please go to www2.calstate.edu/pages/ImpactionSearch.aspx for the most accurate and up-to-date information regarding impacted campuses and programs at the CSU. To find all degrees/programs available by CSU campus, visit <http://degrees.calstate.edu>. Programs offered through CSU Extended Education may also be available at campuses and are not reflected in the matrix.

Bullard High

CSU & UC Application Workshop Sign ups



October 17

**UC Application
Workshop**
bit.ly/uc23bullard



October 3-5

**CSU Application
Workshop**
bit.ly/bhs23csu

Sign Up Today!

UC & Private Universities



UNIVERSITY OF CALIFORNIA UC



Berkeley	berkeley.edu	Riverside	ucr.edu
Davis	ucdavis.edu	San Diego	ucsd.edu
Irvine	uci.edu	Santa Barbara	ucsb.edu
Los Angeles	ucla.edu	Santa Cruz	ucsc.edu
Merced	ucmerced.edu		

*San Francisco- graduate degrees only

INSTITUTIONS BY STATE

Historically Black Colleges & Universities

Information organized and presented by:



THE SHOWCASE OF
HISTORICALLY BLACK COLLEGES AND UNIVERSITIES

www.showcasehbcu.com ShowcaseofHBCU @showcaseofhbcu



EDUCATION FIRST
• FOUNDATION •

Public institution

Private institution

ALABAMA (AL) Alabama A & M University Alabama State University Bishop State Community College Gadsden State Community College Miles College Oakwood University Selma University Shelton State Community College Stillman College Talladega College Tuskegee University	ALABAMA (AL) Alabama A & M University Alabama State University Bishop State Community College Gadsden State Community College Miles College Oakwood University Selma University Shelton State Community College Stillman College Talladega College Tuskegee University
ARKANSAS (AR) Arkansas Baptist College Philander Smith College University of Arkansas at Pine Bluff	ARKANSAS (AR) Arkansas Baptist College Philander Smith College University of Arkansas at Pine Bluff
DELAWARE (DE) Delaware State University	DELAWARE (DE) Delaware State University
DISTRICT OF COLUMBIA (DC) Howard University University of the District of Columbia	DISTRICT OF COLUMBIA (DC) Howard University University of the District of Columbia
FLORIDA (FL) Bethune-Cookman University Edward Waters College Florida A&M University Florida Memorial University	FLORIDA (FL) Bethune-Cookman University Edward Waters College Florida A&M University Florida Memorial University
GEORGIA (GA) Albany State University Clark Atlanta University Fort Valley State University Interdenominational Theological Center Morehouse College Morris Brown College Paine College Savannah State University Spelman College	GEORGIA (GA) Albany State University Clark Atlanta University Fort Valley State University Interdenominational Theological Center Morehouse College Morris Brown College Paine College Savannah State University Spelman College
KENTUCKY (KY) Kentucky State University Simmons College of Kentucky	KENTUCKY (KY) Kentucky State University Simmons College of Kentucky
LOUISIANA (LA) Dillard University Grambling State University Southern University and A&M College Southern University at New Orleans Southern University at Shreveport Xavier University of Louisiana	LOUISIANA (LA) Dillard University Grambling State University Southern University and A&M College Southern University at New Orleans Southern University at Shreveport Xavier University of Louisiana
MARYLAND (MD) Bowie State University Coppin State University Morgan State University University of Maryland, Eastern Shore	MARYLAND (MD) Bowie State University Coppin State University Morgan State University University of Maryland, Eastern Shore
MISSISSIPPI (MS) Alcorn State University Coahoma Community College Hinds Community College-Utica Jackson State University Mississippi Valley State University Rust College Tougaloo College	MISSISSIPPI (MS) Alcorn State University Coahoma Community College Hinds Community College-Utica Jackson State University Mississippi Valley State University Rust College Tougaloo College
MISSOURI (MO) Harris-Stowe State University Lincoln University of Missouri	MISSOURI (MO) Harris-Stowe State University Lincoln University of Missouri
NORTH CAROLINA (NC) Barber-Scotia College Bennett College Elizabeth City State University Fayetteville State University Johnson C. Smith University Livingstone College North Carolina A&T State University North Carolina Central University Shaw University St. Augustine's College Winston Salem State University	NORTH CAROLINA (NC) Barber-Scotia College Bennett College Elizabeth City State University Fayetteville State University Johnson C. Smith University Livingstone College North Carolina A&T State University North Carolina Central University Shaw University St. Augustine's College Winston Salem State University
OHIO (OH) Central State University Wilberforce University	OHIO (OH) Central State University Wilberforce University
OKLAHOMA (OK) Langston University	OKLAHOMA (OK) Langston University
PENNSYLVANIA (PA) Cheyney University of Pennsylvania Lincoln University	PENNSYLVANIA (PA) Cheyney University of Pennsylvania Lincoln University
SOUTH CAROLINA (SC) Allen University Benedict College Claflin University Clinton College Denmark Technical College Morris College South Carolina State University Voorhees College	SOUTH CAROLINA (SC) Allen University Benedict College Claflin University Clinton College Denmark Technical College Morris College South Carolina State University Voorhees College
TENNESSEE (TN) American Baptist College Fisk University Knoxville College Lane College LeMoyne-Owen College Meharry Medical College Tennessee State University	TENNESSEE (TN) American Baptist College Fisk University Knoxville College Lane College LeMoyne-Owen College Meharry Medical College Tennessee State University
TEXAS (TX) Huston-Tillotson University Jarvis Christian College Paul Quinn College Prairie View A&M University Southwestern Christian College St. Philip's College Texas College Texas Southern University Wiley College	TEXAS (TX) Huston-Tillotson University Jarvis Christian College Paul Quinn College Prairie View A&M University Southwestern Christian College St. Philip's College Texas College Texas Southern University Wiley College
VIRGINIA (VA) Hampton University Norfolk State University Saint Paul's College Virginia State University Virginia Union University	VIRGINIA (VA) Hampton University Norfolk State University Saint Paul's College Virginia State University Virginia Union University
WEST VIRGINIA (WV) Bluefield State College West Virginia State University	WEST VIRGINIA (WV) Bluefield State College West Virginia State University
VIRGIN ISLANDS University of the Virgin Islands University of the Virgin Islands-Albert A Sheen	VIRGIN ISLANDS University of the Virgin Islands University of the Virgin Islands-Albert A Sheen



PERSONAL INSIGHT QUESTIONS: GUIDE FOR FRESHMAN APPLICANTS

UNIVERSITY
OF
CALIFORNIA

Getting Started

This worksheet is designed to help UC freshman applicants start the writing process for the personal insight questions. Additional suggestions can be found on the [UC admission website](#).

What are the Personal Insight Questions?

These questions are about getting to know *you* — your life experience, interests and accomplishments. Think of your responses as a conversation with the admissions office. Be open. Be reflective. Find your individual voice and express it.

While this section of the application is just one part we consider when making our admission decision, it helps provide context for the rest of your application.

The basics

- You have 8 questions to choose from. You must respond to any 4 of the 8 questions.
- Each response is limited to a maximum of 350 words.
- Which questions you choose to answer is entirely up to you, but you should select questions that are most relevant to your experience and that best reflect your individual circumstances.
- All questions are given equal consideration, which means there is no advantage or disadvantage to choosing certain questions over others. The questions are numbered, not ranked.
- Responses should explore your life and your accomplishments. When sharing examples, explain why they are relevant to the person you are today. The majority of your response should be about the present and/or recent past.

How to use this worksheet:

Read the questions, then write a draft for four personal insight questions. Make yourself the focus of each response.

Edit for content (facts about yourself) as the UC admissions reader is not looking at style or structure in your response.

Remember, there is no right or wrong topic to share in a personal insight question response.

The questions

1. Describe an example of your leadership experience in which you have positively influenced others, helped resolve disputes, or contributed to group efforts over time.

- Was there a time when you stepped up and took the role of leader in a group, team, family and/or work setting? Briefly describe the experience, then explore what that experience meant to you.
- How did you grow from that leadership experience? What, if any, impact did that have in other places in your life?

Tip: We do not need a definition of leadership. We are not asking *if* you have a leadership role or title.

2. Every person has a creative side, and it can be expressed in many ways: problem solving, original and innovative thinking, and artistically, to name a few. Describe how you express your creative side.

- Give an example of your creativity (do not limit yourself by conventional definitions).
- Was there ever a problem where your imagination and intuition guided you to the solution? What was the problem, how did you arrive at a solution, what was the outcome?
- Do you have a creative passion? What have you gained from this passion that has affected other parts of your life or the life of those around you?

Tip: We do not have a definition of creativity, nor do we need you to limit your own idea of creativity.

For more information about the personal insight questions, visit the UC admission website!



PERSONAL INSIGHT QUESTIONS: GUIDE FOR FRESHMAN APPLICANTS

UNIVERSITY
OF
CALIFORNIA

3. What would you say is your greatest talent or skill? How have you developed and demonstrated that talent over time?

- List what you consider your talents or skills.
- Which one of these talents or skills is the most meaningful or important to you and why? Does the talent come naturally or have you worked hard to develop this talent or skill?

Tip: You may have always had this talent or skill but we hope you will focus your answer on the present or recent past when it relates to this talent or skill.

4. Describe how you have taken advantage of a significant educational opportunity or worked to overcome an educational barrier you have faced.

- Feel free to speak about an opportunity and/or a barrier. An opportunity could have come due to a barrier. Also, it is okay if you experience one and not the other.
- Are you engaged in educational or mentorship programs, or community-based organizations? Do you consider these opportunities? If so, what have you gained from the experience?
- Have you had to supplement your coursework online, at a community college/university or through another school?
- Are you in a magnet, academy or special curriculum at your school? Did you apply or were you pre-enrolled in the special curriculum?

Tip: We do not compare students to one another. Your response could set context for the reader who is looking at the academic history section of your application.

5. Describe the most significant challenge you have faced and the steps you have taken to overcome this challenge. How has this challenge affected your academic achievement?

- Have you had a difficult experience in your life? How did you get through it? Who are you today because of that time in your life? What did you learn from the experience?
- If you're currently working your way through the challenge, what are you doing now and does that affect different aspects of your life?

Tip: While your challenge can be personal, we are asking how it impacted your high school academic achievement.

6. Think about an academic subject that inspires you. Describe how you have furthered this interest inside and/or outside of the classroom.

- Does this academic interest relate to activities or interest outside the classroom?
- Might the academic area tie in some way to your major or career path? If so, how and why is that important to you?
- What sparks your desire to learn?

Tip: We are not limiting you to traditional academic subjects or those in core academic areas.

7. What have you done to make your school or your community a better place?

- You saw a problem. What motivated you to act? What did you learn from your effort?
- Did you contribute to a positive change at your school or in your community? What steps have you taken to accomplish this? If you worked in a group you need to focus on your tasks, your role, and/or your responsibilities.

Tip: Even small changes can have a big impact. Admissions readers cannot click on links or search for your accomplishment online. You need to explain your accomplishment without external factors.

8. Beyond what has already been shared in your application, what do you believe makes you a strong candidate for admission to the University of California?

- Look at your transcript, resume and daily routine. Is there anything that you need to clarify, explain or elaborate on which we won't find in another PIQ?
- What did we not ask in the application that reflects on who you are as a student inside and/or outside of the classroom?

Tip: UC does not review unsolicited supplemental information (transcripts, letters of recommendation or resumes). Think of this question as a chance to add context or clarification about what we will find in your application.

How to Write a Good College Application Essay

By Janet Morrissey

Aug. 2, 2018

Here are some tips compiled from experts for writing that all-important application essay, which can often mean the difference between getting accepted — or rejected — by the school of your choice.

The essay is your megaphone — your view of the world and your ambitions. It's not just a resume or a regurgitation of everything you've done. It needs to tell a story with passion, using personal, entertaining anecdotes that showcase your character, your interests, your values, your life experiences, your views of the world, your ambitions and even your sense of humor.

Emphasize volunteer work or other ways you've helped people or made your community a better place. It helps if the activity is related to the subject you want to study. For example, Christopher Rim of Command Education Group, which coaches students, remembers that one student who wanted to become a dentist set up a nonprofit and held fund-raisers to distribute toothbrushes, toothpaste and other dental products to homeless shelters. Admissions staff members want to know how your presence will make the college a better place.

Mention internships, summer courses, extracurricular activities or lab work that show steps you've taken to learn and understand your field of interest. That will help show you know the field you've chosen to study and are passionate about it.

Explain with knowledge and passion why you want to study at this particular college rather than at others. Tell why the school's size, curriculum, social atmosphere, location, professors or history influenced your choice.

Correct spelling, grammar and punctuation are critical. Use grammar, syntax and writing with a level of sophistication that shows you're ready for college. Never use text-style abbreviations or rude or profane language.

After the essay is submitted, check your email and voice mail daily to make sure you see and respond promptly to messages from admissions staff members. Many students check only texts and sometimes miss emails asking follow-up questions or requesting an interview.

Hafeez Lakhani of Lakhani Coaching summed up the essay this way: "Every college is like a dinner table. What will make you the most interesting contributor to that dinner table conversation? What will make you help everyone else have a more interesting experience?" A good essay, rich with anecdotes and personality, will answer those questions and stand out from the pile.

A version of this article appears in print on , Section F, Page 8 of the New York edition with the headline: Essay Writing Tips



Requesting a Letters of Recommendation

If you are applying to a college/university, scholarship or program that requires a letter of recommendation please follow the steps below to ensure that you receive the best and most thorough letter your counselor can provide.

1. Use the link below to request your letter. Make sure you answer the questions accurately and completely. The more information the better!
2. Give your counselor at least 2 weeks to write your letter
3. If you are applying to a college online using Common App or another online application system, make sure you type in your counselor's email carefully and follow up with a message to your counselor to make sure they received your request.



Link to request a letter of recommendation
bit.ly/bullardltrofreq