



BHS SENIOR CLASS OF 2023 HANDBOOK

TABLE OF CONTENTS

| Page Content | Page Number |
|--|-------------|
| Mr. Torigian's Letter | Intro Page |
| Senior Dates & Costs | 1 |
| Senior Contact List | 2 |
| Senior Handbook | 3-6 |
| Password Keeper | 7 |
| Helpful Websites | 8 |
| BHS College Support Dates and Info | 9 |
| A-G College Entrance Requirements | 10 |
| UC & CSU Campus Map | 11 |
| FAFSA Financial Aid Section | 12 |
| Why Should I complete a FAFSA? | 13 |
| How to Create Your FSA ID | 14 |
| FSA ID Worksheet | 15 |
| CSAC Cash 4 College FAFSA Support | 16 |
| How to Complete a FAFSA | 17-18 |
| What to do after FAFSA is completed | 19 |
| FAFSA Completion Worksheet | 20 |
| Community College Section | 21 |
| Community College Options & Steps | 22 |
| Preparing for SCCC Application | 23 |
| CSU California State University Section | 24 |
| CSU Apply Information | 25 |
| CSU Impacted Major Matrix | 26-27 |
| UC & Private Universities Information | 28 |
| Personal Insight Questions Guide | 29-30 |
| Ms. Johnson's Essay Support | 31-32 |
| How to Write a Good College Essay | 33 |
| Requesting a Letter of Recommendation | 34 |



Dear Parents and Seniors:

CONGRATULATIONS Class of 2023! High school graduation is an important milestone in everyone's lifetime. We are excited and looking forward to watching you walk the stage and receive your high school diploma.

There is no doubt that last couple of years have been a challenge to us all and we've all had to pivot in ways we thought would be impossible. However, we stuck together and accomplished so much, and learned from our experiences. As we begin to continue past this pandemic, our goal will be to have a positive lean on this year's senior events and activities as they approach graduation. As such, the following information is designed to assist and inform students and their parents regarding upcoming senior events, estimated costs, and policies and expectations of Bullard High School's Graduation. We provide a variety of activities for the senior class during their senior year and encourage all seniors to participate.

The senior year is busy, but we want to remind you of the importance of maintaining good attendance and grades. Seniors need to stay focused on their coursework as colleges consider what courses they are taking and will review final grades in June. Please remain focused and if you need assistance or support, seek out Bullard counselors and staff members throughout your senior year.

Go Knights!,

A handwritten signature in blue ink, appearing to read 'Armen Torigian'.

Armen Torigian
Principal
Bullard High School

Senior Dates & Information

| FALL SEMESTER | SPRING SEMESTER |
|--|---|
| Senior Portrait Make-ups September 14, 2022 | Deadline for ordering Cap & Gown January 11, 2023 |
| Senior Sunrise September 23 th , 2022 | FAFSA Priority Deadline March 1, 2023 |
| Homecoming Week September 26-30, 2022 | Sadie Hawkins Dance March 18, 2023 |
| FAFSA Financial Aid Application Opens October 1, 2022 | Valedictorian Breakfast (student only) March 24 th , 2023 |
| FAFSA Financial Aid Assistance October 3, 2022 6pm in BHS Library | Composition 2023 April 14 th -April 16 th BHS Theater |
| Fresno City/Clovis Community College Application Workshops September 28-29 | AP Testing May 2-12, 2023 |
| CSU & UC College Application Deadline November 30, 2022 | Prom May 20, 2023 |
| Winter Formal December 3, 2022 | Senior Checkout & Senior Sunset May 26 th , 2023 |
| | Grad Nite @ Disneyland May 31-June 1 2023 |
| | Graduation June 7, 2023 8pm Save Mart Center |

*all dates are subject to change

| | |
|---|---|
| <p style="text-align: center;">Graduate Services Online at https://www.gradservicesltd.com/ 344 W Bedford #104 Fresno, CA 93711 (559) 431-2541</p> <p>Cap & Gown, Class Rings, Announcements, and other Senior Items will be offered through Graduate Services. They will be providing order packets to your student and will be delivered to BHS. Information and ordering is also available online.</p> | <p style="text-align: center;">Yearbooks on Sale Now You can also purchase a senior yearbook ad -deadline to order and complete ads is February 17, 2023 Order online: https://bullardyearbook.carrrd.co/ Yearbook prices are as follows: Aug. 8th - Sept. 30th \$65 Oct. 1st - Dec. 31st \$75 Jan. 1st - April 22nd \$90</p> |
|---|---|

| Senior Event/Item | Approximate Cost |
|-------------------------------|------------------|
| Cap/Gown | \$40.00 |
| Extra Souvenir Tassel | \$14.00 |
| Class Ring (incl. cap & gown) | \$ 250+ |
| Yearbook | \$65.00+ |
| Announcements | \$1.19 each |
| Grad Bash | \$315.00+ |
| Senior T-shirt | \$20.00 |
| Senior Prom bid | \$75.00 |
| Senior Panoramic | \$20.00 |
| Sober Grad | \$75.00 |



SENIOR CONTACT LIST

Activities 451-4320

Nicole Vargas, Campus Culture Director
Nicole.Vargas@fresnounified.org

Athletics 451-4385

Brandon Gilbert, Athletic Director
Brandon.Gilbert@fresnounified.org

Counseling 451-4320

Head Counselor, Whitney Godfirmon
Dayna Clark (A-Bri)-----Dayna.Hill-Clark@fresnounified.org
Angelica Haro (A-E)---Angelica.Haro-DeLaO@fresnounified.org
Andreina Tobin (Deb-Gas) ---Andreina.Tobin@fresnounified.org
Korrie Gallardo (Gat-I)-----Korrie.Gallardo@fresnounified.org
Desiree Fraker (J-Man) -----Desiree.Fraker@fresnounified.org
Vanessa Russell (Mao-Ort) - Vanessa.Russell@fresnounified.org
Cesar Heras (Os-Rom) -----Cesar.Heras@fresnounified.org
Laura Rheault (Ron-Thi) -----Laura.Rheault@fresnounified.org
Danielle Payn (Tho-Z) -----Danielle.Payn@fresnounified.org

Financial Obligations 451-4329

Betty Velasco, Financial Secretary

Graduation Products/Cap & Gown 431-2541

Graduate Services, (gradservicesltd.com)

Sober Grad

PTSA
bhsofficialptsa@gmail.com

Transcripts

Roseanna Cuevas Garcia, Registration 451-4325

Yearbook

Heather Ramos, Advisor.....Heather.Ramos@fresnounified.org

ASB/Class LEADERSHIP OFFICERS

ASB President – Bree Arreola
ASB Vice President – Ian Caceras
ASB Secretary/Treasurer – Addison Dunn
Senior President – Camryn Christensen
Senior Vice President – Valerie Jimenez
Senior Secretary– Barel Abraham
Senior Treasurer – Celina James
Senior Social Commissioner – Cassandra Benitez

COUNSELING/ACADEMICS

Bullard High School Graduation Requirements:

1. Students need to complete **230 credits** to graduate.
2. Students need to pass all of the following class requirements:

Coursework Requirements

| | |
|-----------------------------|--------------|
| English Language Arts | 40.0 Credits |
| American Government | 5.0 Credits |
| U.S. History | 10.0 Credits |
| Modern World History | 10.0 Credits |
| Biological Science | 10.0 Credits |
| Physical Science | 10.0 Credits |
| Biological/Physical Science | 10.0 Credits |
| Algebra I | 10.0 Credits |
| Geometry | 10.0 Credits |
| Mathematics | 10.0 Credits |
| Physical Education | 20.0 Credits |
| World Languages/Arts | 10.0 Credits |
| Economics | 5.0 Credits |
| Electives | 70.0 Credits |

GRADUATION PRODUCTS

Graduation Announcements, Caps & Gowns, And Class Rings

| Date | Item | Location |
|------------------|-----------------------|----------------------------|
| January 11, 2023 | Last date to order | Online or at Grad Services |
| April 2023 | Receive ordered items | Bullard High School |
| June 2, 2022 | Receive cap & Gown | Senior Breakfast |

GRADUATION ORDERS—EXTRA INFO


1. FAQ and answers can be found at the Graduate Services website.
2. You can go into their office to get questions answered and preview products.
3. Please turn in your order on time to assure availability of items – March 1st is the deadline.
4. Orders may also be submitted on-line at www.graduateservicesltd.com
5. Please call Graduate Services' office if you have any questions. Bullard's front office cannot answer questions regarding orders.

RING ORDERS—EXTRA INFO

1. All rings are custom-made.
2. Senior rings are usually ready in 8 weeks.
3. You can design your own ring. All styles and options can be found on our website
4. You can come into the Graduate Services office to place an order anytime throughout the year, or download an order form from our website and mail it in.
5. Graduate Services' rings have lifetime warranties
6. There are rings for every budget, and flexible payment plans.
7. A free cap and gown are included with the purchase of a class ring.

Bullard's 2023 Yearbook

Yearbooks are for sale at yearbookordercenter.com. Enter the school code 10932 or you can search by school name. Careful: there is a Bullard High in Bullard, Texas! Purchases are online only through Apr 22nd



Additional Details: <https://bullardyearbook.carrd.co/>

Yearbook prices are as follows:

Aug. 8th - Sept. 30th \$65

Oct. 1st - Dec. 31st \$75

Jan. 1st - April 22nd \$90

Ads & Dedication pages can be purchased at an additional cost depending on the size you want. This must be done online, and the deadline is February 17th, 2023 NO EXCEPTIONS.

Name plates are also available for purchase before Jan 15th.

If a book has not been pre-ordered, then they will be available for cash purchase when the books arrive (around senior checkout time). Seniors will pick up or purchase their yearbook in room S36 as soon as the books are available (exact date TBD). Students must show their ID to do either. Please direct all inquiries to Heather Ramos at Heather.Ramos@fresnounified.org

SENIOR VIDEO

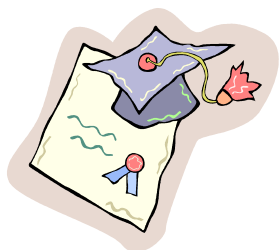
To make sure you are in the Senior Video, please submit all images to:

<https://bit.ly/bhsseniors23>

Parents/Guardians may email them directly to bullardactivities@gmail.com under the subject Senior Video

Pictures need to be school appropriate and must be submitted by May 21, 2023 for inclusion. Please note that in an effort to ensure all students are included, not all submissions will be used. Thank you for your understanding. The senior video will be shown at the Senior Breakfast and other events.

DIPLOMA NAME



Your name will be printed on your diploma as it appears in the Atlas portal. They will print your legal name only, not your preferred name. If you are in need of a name change for your diploma please see the Registrar in the front office by February 10, 2023. Name changes can only be made with a birth certificate.

WALKING PARTNER

Seniors have the option of selecting their own walking partner for graduation. Please remember that all Valedictorians walk in together and sit in the front rows.

Walking partner sign up info will be provided at the senior meeting in the Spring, as graduation approaches



SENIOR CHECK-OUT

Friday May 26, 2023

On the morning of May 26th seniors will report to the cafeteria to pick up their final check out form. Seniors must attend all of their class that day. They will check out with each teacher as they attend their classes for the entire period.

Once students have checked out and all bills are paid, students will take their completed form to their counselor, located in the quad, for final clearance. Caps and gowns can be picked up in the south gym after senior breakfast on Friday, June 2nd.

Students who attend CART checkout with CART and all CART grades will be available to counselors on ATLAS. Students do not need to bring their CART materials for senior checkout.

GRAD NITE – Disneyland

Date: May 31-June 1, 2023

Grad Bash is an important senior tradition



Trip Cost:

**Early Reservation Price \$315 through Jan 15th
\$350 after Jan 15th**

Please Note: PTSA organizes Grad Bash. All paperwork and payments for this event are done online. Often times something doesn't get filled out correctly or signatures are missing. Please read the documents thoroughly and follow all instructions as to not delay the sign-up process. Once a payment has been made for Grad Bash, there are no refunds unless the trip is canceled.

GRADUATION TRY-OUTS

Graduation Speeches:

Tryouts for graduation speeches will take place in April. Students will be required to submit their written speech ahead of tryouts.

National Anthem:

The National Anthem is sung at graduation by senior members of our choir. If there are no senior choir members to sing the National Anthem, auditions for a student, or group of students, will be held.

GRADUATION CEREMONY

Wednesday, June 7, 2023, 8:00 PM
Savemart Center

Graduates will need to report to the Savemart Center at 6:30 PM. More information on Graduation protocols to follow at a mandatory Senior Meeting in May.

There is a fee of \$10 for parking charged by the Savemart Center.

SOBER GRAD

Wednesday, June 7, 2023

Time and Location TBA

Seniors, you do not want to miss this special event!

Food, games, dancing, and LOADS OF FABULOUS PRIZES

We want you to be safe and have fun on graduation night.

Parents: We need your help!

For more information

about volunteering your time, talents, or treasures

Please contact: bhsofficialptsa@gmail.com

SENIOR EXPECTATIONS

Remember, it is a privilege, not a right, to participate in graduation. Bullard High School is under no obligation to allow anyone who violates the dress code, rules, policy, and procedures of the Fresno Unified School District to participate in the graduation ceremony.



Fresno Unified School District

Senior Login Sheet

Name: _____ ID#: _____ SSID#: _____ Professional email (use one!): _____

| Post Secondary | | Testing | Financial Aid |
|---|---|---|---------------|
|  CALIFORNIA COLLEGES DISCOVER. PLAN. LAUNCH. www.californiacolleges.edu Username: _____ Password: _____ |  KHANACADEMY www.khanacademy.org Username: _____ Password: _____ | FAFSA FederalStudentAid www.fafsa.ed.gov Username: _____ Password: _____ | |
|  The California State University www.calstate.edu/apply Username: _____ Password: _____ Student application #: _____ |  CollegeBoard connect to college success™ www.collegeboard.org Username: _____ Password: _____ SAT Score: _____ |  DreamAct www.dream.csac.ca.gov Username: _____ Password: _____ | |
|  UNIVERSITY OF CALIFORNIA www.admissions.universityofcalifornia Username: _____ Password: _____ |  ACT www.actstudent.org Username: _____ Password: _____ ACT Score: _____ |  California Student Aid Commission www.webgrant4students.org Username: _____ Password: _____ | |



Bullard Senior Resources

UC Info and Resources

Begin application at californiacolleges.edu

UC Admissions

universityofcalifornia.edu/admissions/

UC Financial Aid Planner

admission.universityofcalifornia.edu/tuition-financial-aid/

UC Personal Insight Questions

admission.universityofcalifornia.edu/how-to-apply/applying-as-a-freshman/personal-insight-questions.html

UC SAT Subject Test Requirements

<https://admission.universityofcalifornia.edu/admission-requirements/freshman-requirements/exam-requirement/>

College Admissions Testing

SAT Test Info, sat.collegeboard.org

Practice Questions, Test Information & Test Registration

ACT Test Info, actstudent.org

Practice Questions, Test Information & Test Registration

Most colleges only accept through December date. Check your colleges of choice to make sure!

SAT Test Site Cancellations:

<https://collegereadiness.collegeboard.org/sat/register/test-center-closings>

SAT Prep

khanacademy.org/test-prep/sat

CSU's and UC's are NOT taking SAT test scores into consideration for 2023 admissions.

Important Info You Need to Know:

Bullard High School Code 050973

(needed for registering for testing, AP, college apps & other important things)

Get an email address (with an appropriate name) and check it at least weekly. This is how you will communicate with schools, financial aid, college board and other important agencies.

Decide on a secure, but easy to remember ,user name and password for all you accounts (college, email, college board, etc...) Write it down & don't forget it. Recovering user names & password is a major hassle!

CSU Info and Resources

Begin application at californiacolleges.edu

CSU Admissions

www2.calstate.edu/apply

CSU Campus Match Assistant

www2.calstate.edu/apply/choosing-a-campus

Fresno State Student Portal My.fresnostate.edu

Community College Info

Fresno City/Clovis Community College

scccd.edu

Fresnocitycollege.edu

Cloviscollege.edu

Additional College Info

Fresno Pacific University

www.fresno.edu

Independent/Private Colleges in California

aiccu.edu/

Common Application for Private Colleges

www.commonapp.org

NCAA:

ncaa.org/student-athletes/future/how-register

General College Info: bigfuture.org

Financial Aid

FAFSA Free Application for Federal Student Aid

FAFSA/Dream Application: www.fafsa.ed.gov

FSAID: fsaid.ed.gov (student & parent need FSAID)

Dream Act Info: dream.csac.ca.gov

Web Grants: mygrantinfo.csac.ca.gov

Student Aid Commission: www.studentaid.gov

EOP at CSU campuses

<https://www2.calstate.edu/attend/student-services/eop>

Scholarship Searches

bhsguidance.com (Bullard scholarship list)

cappex.com

bigfuture.org

Your College of choice will also have a general scholarship application usually in the Spring, make sure and fill it out!!

Bullard Senior Information

Be on Track for Graduation

To receive a Bullard High Diploma you need to complete credits in the following areas:

English 40 credits

Math 30 credits (Algebra 1, Geometry, 3rd year)

Science 30 credits (Life, Physical, 3rd year)

History 30 credits (World Hist, US Hist, Gov/Econ)

P.E. 20 credits

Art/World Language 10 credits

Electives 70 credits

If you need to recover credits:

-Edgenuity classes during Periods 1-6 at BHS

-Edgenuity classes after school at BHS

-Fresno Adult School evening classes

**counselors will meet with students who and create a credit recovery plan if needed.*

Community College Steps

Apply to Fresno City, Clovis Community or Reedley College with one application.

Step 1: Apply

www.fresnocitycollege.edu/admissions-aid/apply.html

Step 2: Activate SCCCED Email and Web Advisor

check personal email for FCCID# & directions
change your password.

Step 3: Online Orientation webadvisor.scccd.edu (opens in December). Check email for directions.

Step 4: Advising March at BHS if above steps are complete. Required to attend or will not be allowed to reg for classes.

Step 5: Registration Register for classes Spring 2023, Dates are assigned to students based on completion date of Orientation.

Additional steps will be added in the Spring. BHS will share info as it is available. Complete FAFSA by March 2 to qualify for free tuition regardless of income level.

4 Year College

| College/University | App Due | Bullard High | Requirements |
|--|------------------------------------|---|--|
| California State University (CSU) | Nov. 30 | College App Workshops and assistance will be available | Meet a-g and gpa requirements complete online application start in California Colleges to access app |
| University of California (UC) | Nov. 30 | College App Workshops and assistance will be available Ms. Johnson writing support | Meet a-g requirements, min. 3.0 a-g gpa, complete online app, including personal insight questions |
| Private/Independent Universities | Varies, check with colleges | Make appointment with counselor for assistance Ms. Johnson writing support | Varies depending on college/university. Apply online. May require essay and/or letters of rec |

Make sure you give your counselor and teachers time to complete letters of recommendation. Fill out ltr of rec request at bhsguidance.com If you are completing essays or UC Insight Questions attend a college essay workshop with Ms. Johnson.

FAFSA Financial Aid

FAFSA Free Application for Federal Student Aid Application opens October 1

1. Student & Parent/Guardian need to establish a FSA ID now. Go to fsaid.ed.gov

If you need assistance attend an FSA ID How to steps available in Senior folder, Monday Sept 7 from 6p-7p a workshop will be held if you need additional assistance meeting link will be sent to student email. Also make an appt w counselor for 1-1 help

2. Go to fafsa.ed.gov and complete a 2022-23 FAFSA application. You need a FSA ID to electronically sign (see step 1) If you need assistance. You can submit starting Oct. 1 Do it early, some aid is first come first serve. Evening virtual assistance available Oct 3 & 17 at 6pm in the library. Meeting links will be sent to student email

4. Final priority deadline for FAFSA is March 2

This includes Community college tuition waiver and Cal Grant if qualified.

5. Make sure all colleges/universities are listed on FAFSA Set up webgrants acct at mygrantinfo.csac.ca.gov to manage schools and Cal Grant and check email and college portals frequently for updates, required paperwork and deadlines.

College Application

Student Social # (if avail)

Unofficial Transcript

AP Scores

login for collegeboard account

Parent/Guardian 2020 Annual Gross Income Level

Payment Method for applications (if you do not qualify for a fee waiver)

Student email address and user name/password.

****make sure it is professional and appropriate.***

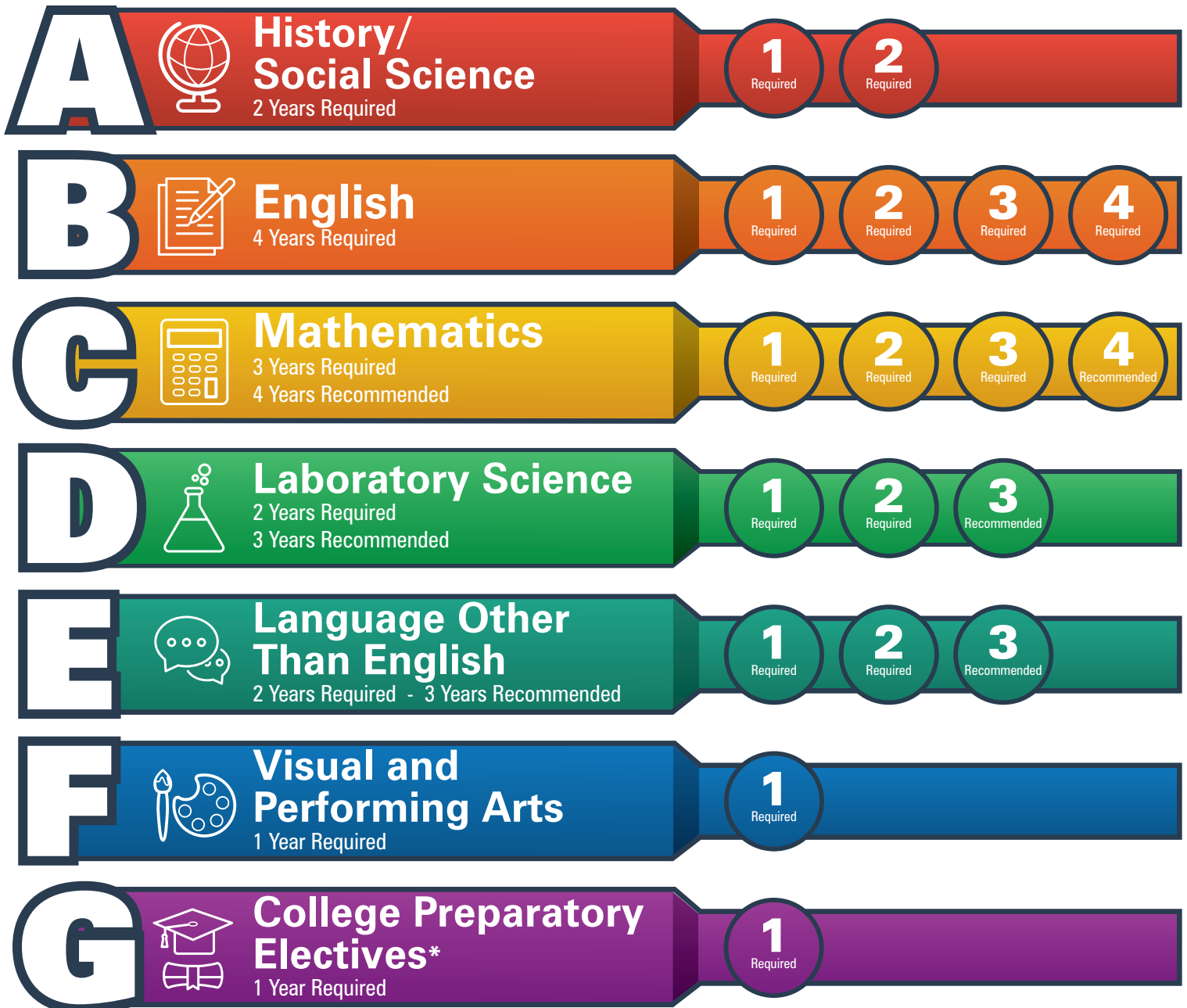
*Follow us on twitter @BullardGuidance Instagram @bullardcounseling
Check bhsguidance.com for more information*



You can go to college

A-G REQUIREMENTS

The University of California (UC) and California State University (CSU) systems require that students complete at least 15 courses in the areas listed below to be considered for admissions. Courses must be completed with a grade of "C" or better. Additional coursework beyond the minimum requirements is strongly recommended.



*Any courses taken in excess of the minimum required in any subject area may count toward the fulfillment of the College Preparatory Elective requirement

University Systems

OF CALIFORNIA



TO BE CONSIDERED FOR ADMISSION TO A UC OR CSU:

- ✓ Earn a high school diploma
- ✓ Meet the minimum A-G requirements
- ✓ Apply!



FAFSA

Financial Aid

Application



Financial Aid FAFSA

Why should I complete a FAFSA?

- Many students choose not to apply for FAFSA because they believe they do not qualify for aid but in fact, most Americans are eligible for some aid.
- Even if you do not qualify for grants, the FAFSA can qualify you for work study and low interest loans.
- Sometimes situations change and you can appeal to the financial aid department for more aid. You must complete a FAFSA to be considered.
- Many scholarships require students to complete a FAFSA.
- Community College is free to students who complete a FAFSA, regardless of their income.

FAFSA Information & Support

FAFSA application opens on October 1

FAFSA Priority Deadline is March 2

FSA ID Completion Support

Student & Parent needs FSA ID to electronically sign FAFSA, parents should use their FSA for all students and themselves.

BHS FSA ID Support Night :

Wednesday, Sept. 7 @ BHS Library (6pm-7:30pm)

FAFSA Completion Support

BHS FAFSA Completion Evening Assistance:

Monday, Oct. 3 & 26 @ BHS Library (6pm-7:30pm)

BHS FAFSA Drop in Help-

Wednesdays at lunch in the counseling office

Virtual FAFSA Assistance with Cash For College Webinars

Go to CSAC.ca.gov/cash-college to register

BHS FAFSA Assistance by appointment with your counselor.

Message your counselor on TEAMS or send your counselor an email.

Instructions: How to Create your FSA User ID

www.fsaaid.ed.gov or www.fafsa.ed.gov and link to “FSA ID” tab located on the top of the page and link to “create an FSA ID” (English or Spanish) The FSA ID is your electronic legal signature to sign the FAFSA

1. **Create FSA ID Username – 6-30 characters** (Any combination of numbers and/or letters)
 - Numbers
 - Letters
2. **Create Password – 8-30 characters** (Contain the following characters)
 - Uppercase letter(s)
 - Lowercase letter(s)
 - Number(s)
3. **Enter your Full Legal Name** (First Name, Middle Initial, Last Name as it appears on your Social Security Card)
4. **Date of Birth (DOB)**
5. **Enter your Social Security Number (SSN)** (Match exactly how it reads on your Social Security Card. You must have a SSN to create a FSA ID. You cannot use ITIN for the FSA ID. If you previously had a PIN, you will be redirected how to create a FSA User ID)
6. **Enter your Email Address** *(You must use a valid PERSONAL email address, NOT your school email. An email can only be used for 1 account. You cannot an email that is already associated with another FSA ID account.)*
7. **Confirm your Email**
8. **Enter your mobile number, confirm mobile number & enter an alternate number** (Would you like to register your mobile phone number for account recovery? This will allow you to reset and retrieve your USER ID and Password in a more efficient way.)
9. **Enter your Mailing Address, City, State, and Zip Code**
10. **Challenge Questions:** (Select a Challenge Question from the drop-down tab and provide an answer)
 - Your answer cannot be more than 50 characters
 - Cannot be fewer than 3 characters
 - Your answer is not case sensitive
 - Only the following characters can be used (A-Z, a-z, 0-9) or space
11. **STOP**- Confirm and Verify your information to ensure that all the information you entered is correct. Now, you check the box and certify that your information is correct and that you accept the terms and conditions. Click “continue”.
12. **Verify Mobile Phone:** A text message containing a secure code will be sent to the mobile phone that you listed. Enter the code and select “Verify”. The secure code will expire after 30 minutes and you will be required to request a new secure code.
13. **Verify Email Address:** An email containing a secure code will be sent to the email address that you listed. Enter the code and select “Verify”. After you verify your email address, you can use it as your username when logging in.
14. **Your FSA ID account has been created. Now you must wait 1-3 days for the Social Security Administration to confirm your identity. Once you receive an email indicating that your account was “Matched”, you will be able to apply for the FAFSA beginning October 1, 2019!**

FSA ID WORKSHEET

fsaid.ed.gov

Federal Student Aid IDs are required for students to electronically sign the FAFSA. One parent of a dependent student will also need to create an FSA ID.* *KEEP IN A SAFE PLACE.*

1 ENTER AN EMAIL ADDRESS _____

The email address must be unique to each individual. You will not be able to use the same email address for student and parent. **DO NOT** use high school email accounts.

2 CREATE A USERNAME _____

Must be 6 — 30 characters. Avoid using personal identifiers like your name or birthdate.

3 CREATE A PASSWORD _____

Must be 8 — 30 characters and contain upper- and lowercase letters and numbers. Avoid personal identifiers.

4 COMPLETE YOUR PROFILE

1. Enter your Social Security number
2. Enter your birthdate
3. Enter your name exactly as it is listed on your social security card

Social Security matches are confirmed within 1 to 3 days. Errors can cause delays.

5 CHALLENGE QUESTIONS & ANSWERS

There are four challenge questions and answers. Select the questions from drop down menus and provide your answers below.

1. _____
2. _____
3. _____
4. _____

6 VERIFY YOUR EMAIL ADDRESS & MOBILE PHONE NUMBER

FSA will send an email with a code that must be entered to verify your email address. FSA will send a text message with a code used to verify your mobile phone number. Your FSA ID is ready to use!

***Parents without a social security number cannot create an FSA ID; they'll sign the FAFSA by mailing a signature page to the Federal Student Aid Program.**

REGISTER FOR CSAC'S **FREE** CASHFOR COLLEGE WEBINAR



MULTIPLE DATES AVAILABLE
5:30pm - 7:00pm
via Zoom

Sign up for the webinar at
[CSAC.ca.gov/cash-college](https://csac.ca.gov/cash-college)



WORRIED YOU CAN'T AFFORD COLLEGE, UNIVERSITY, OR VOCATIONAL SCHOOL?

**CALIFORNIA IS OFFERING THOUSANDS OF DOLLARS IN FINANCIAL AID TO
ELIGIBLE STUDENTS. SIGN UP FOR ONE OF OUR FREE CASH-FOR-COLLEGE
WEBINARS AND LEARN HOW TO APPLY**

Join the California Student Aid Commission for our Statewide Cash for College Webinar! You'll learn everything you need to know about the Free Application for Federal Student Aid (FAFSA) and the California Dream Act Application (CADAA). Bring all your financial aid questions and invite a parent/guardian if applicable.

File your FAFSA or CADAA application by **March 2, 2023.**

Sign up for the webinar at [CSAC.ca.gov/cash-college](https://csac.ca.gov/cash-college)

Who knows! You might be eligible for thousands of dollars in grants.
(Grants are money you DON'T have to pay back.)

***If you're planning to attend a California Community College,
September 2nd is your last chance to apply for a Cal Grant.**

How to Complete the 2023-24 FAFSA/CADAA

Why should I complete a FAFSA/CADAA application?

The FAFSA (Free Application for Federal Student Aid)/ CADAA (California Dream Act Application) can qualify college students to be eligible for a wide variety of financial aid including:

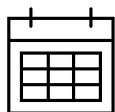
- **Grants:** such as Cal Grant, PELL grant, CHAFFE grant and other money you do not have to pay back
- **Scholarships:** Middle class scholarship, College & University scholarships
- **CA Community College Tuition Waiver:** Free community college in California regardless of income
- **Student Loans:** Subsidized and Unsubsidized Federal Loans and Parent Loans
- **Work Study:** Jobs you can qualify for on campus

I don't think my family income level will qualify me for any needs-based aid...

All students should complete a FAFSA/CADAA application even if you do not think you are going to qualify for grants. This is helpful if your plans change and you want to attend a community college for free or unexpected family/life changes happen and you need to additional aid during the school year.

A FAFSA/CADAA Application may also be a requirement of many scholarships and programs such as athletic and academic programs.

How to complete a 2023-24 FAFSA/CADAA



FAFSA/CADAA 2023-24 Opens October 1, 2022

Cal Grant Priority Deadline is March 2, 2023

Federal Deadline is June 30, 2023

Steps to Completing your FAFSA/CADAA application

1. Create your FSA ID (you can do this now)
2. Gather the necessary materials
3. Answer the FAFSA Questions
4. Add your colleges and universities you are applying to in your FAFSA/CADAA app
5. Submit the FAFSA by the necessary deadline

Step One: Create your FSA ID

Your Federal Student Aid ID (FSA ID) is a unique username and password that will allow you to electronically sign your FAFSA/CADAA. Go to studentaid.gov/fsa-id/ and click on "Create an Account" or login if you already have an account.

The student and one parent need an FSA ID. Parents who already have created one for their own schooling or have former or multiple children should use the same FSA ID for themselves and all their children. Students who do not live with a parent may need additional help. Please see your counselor if you have any questions.

Step Two: Gather Necessary Materials

If you are a dependent student, you need to following materials to complete the FAFSA/CADAA form:

- Your Social Security card (you need to use the name on your SS card to avoid errors)
- Your driver's license (if you have one)
- Your Alien Registration numbers (if you are not a U.S. citizen)
- Your 2021 W-2 Federal Tax return (if you filed taxes)
- Your parents' Social Security numbers
- Your parents' 2021 1040 Form and Q-2 Federal Tax Returns (you should use the IRS Retrieval Tool within the application to fill in this information)

- Records of any untaxed income, cash, savings, checking account balances and investments

Step Three: Begin the 2023-24 FAFSA application

Go to studentaid.gov/FAFSA and click on "start here" You want to fill out the 2023-24 FAFSA application.

Answer the question and create a save key. This is a temporary password that allows you to pass the FAFSA form back and forth between student and parent. It also allows you to save and return to the FAFSA.

Parents: The FAFSA form is the student's form, when it refers to "you" and "your" it is referring to the student.

Answer the FAFSA/CADAA Questions

Fill out the Student Demographics (Questions 1-31) & Financial (Questions 32-57) sections Use your name exactly as it appears on your social security card.

Question 22: *Do you want to register for Selective Service System website?*

Males are no longer required to register for the Selective Service System. It will ask, "Are you enrolled?" and then, "Would you like to be enrolled"? You can select "No" to being enrolled. You can still be enrolled if you would like to be.

Questions 29: *What will your college grade level be when you begin the 2023-2024 school year?*

High School Seniors should answer "Never attended college/1st yr"

Questions 36-38: These questions should be answered using the student's 2021 tax returns. **We highly recommend using the FAFSA IRS Data Retrieval Tool to complete this section if you filed taxes.**

Question 46-58: Help determine if the student is an independent or dependent student for the purpose of financial aid. Independent students do not have to submit their parent's financial information if they answer yes to any of the questions 46 through 58.

Fill out Parent Demographics (Questions 58-78) and Financial (Questions 79-92) sections.

Questions 59: FAFSA asks about parents' marital status. If parents are divorced or not in the same household students should use the parent income who they have lived with more over the past 12 months. If you need more help with this go to studentaid.gov/apply-for-aid/fafsa/filling-out/parent-info for more information.

Questions: 79-92: **We highly recommend using the FAFSA IRS Data Retrieval Tool to complete this section if you filed taxes.**

Add colleges to the FAFSA/CADAA

Once you have completed your FAFSA/CADAA you need to send to all the schools you are applying to so you can be considered for aid. You can add up to 10 schools on Questions 103 and you can add and delete schools throughout the process if needed.

Step Five: Watch your email, for requests for additional information and corrections. Meet all deadlines.

Students need to be checking their personal email (used on all college apps and financial aid/scholarship documents) to make sure there is nothing else to be submitted, get info about creating accounts for Web Grants and college portals and making sure everything is getting processed and submitted on time. In the Spring, students can check their college portals to see what financial aid offers are being made. All colleges & universities are different and considering financial aid offers is very important in deciding on what college to choose. Students typically do not need to decide on the college choice (and submit their intent to register) until May 1 but checking with every school about their deadlines is very important as they may have a different date.

I completed my FAFSA/Dream Act Application, now what?

Once you have completed your FAFSA or Dream Act Application you will receive an email confirming application submission, but ***this is not a confirmation it has been processed***

A second email will indicate either "Processed Successfully" or "Action Required"

- If "Action Required", you will need to go back into the FAFSA/Dream Act application using your FSA ID to make corrections
- If "Processed Successfully", you will go to the next step

Review your Student Aid Report (SAR)

A SAR is a summary of your FAFSA data you submitted. It will be emailed to you within 1-5 days after submitting the FAFSA electronically.

Review your Expected Family Contribution (EFC) number. This will determine the amount of aid you will receive using a formula established by law.

Create your WebGrants 4 Students account at csac.ca.gov/students

Students are required to create a WebGrants 4 Students account to manage state aid. This account allows students to view updates, make school changes, make address changes, and post leave of absence requests.

You will not be able to receive a Cal Grant without it.

How do I know what aid I have been offered?

In April-June you will receive your financial aid award letters showing what types of aid you have qualified to receive. These award letters can be found in your college portal and each college will have different aid package offers.

Read your letter in detail!

You must either accept or decline the awards. You can choose to accept none, part, or all of your awards and/or loans.

It is critical you review all the steps and complete all documents by the deadlines, or you could jeopardize losing your aid.

Verification

If you have an incomplete, inaccurate FAFSA or Dream Act application you will be required to complete additional forms which can be challenging and delay your financial aid award.

Your college/university will follow up with you if you need to complete additional documentation, so it is important to check your college portals and emails regularly and meet any deadlines and requirements if asked.

Completing the FAFSA

fafsa.gov

startwithfafsa.org

Students must complete the FAFSA each year they wish to receive financial aid for college. The following steps will help you complete and submit your FAFSA as soon after Oct. 1 as possible.

1

GATHER MATERIALS – Gather this information before you go to [FAFSA.gov](https://fafsa.gov) to complete your FAFSA:

- ☐ Social Security Card or Alien Registration Card
- ☐ Driver's license
- ☐ Federal income tax returns, W-2s and other records of money earned for the specified year
- ☐ Current cash and bank account balances, records of investments and untaxed income
- ☐ If you're a dependent student, you'll also need your parent(s)' information. Determine your dependency status with UCanGo2's Dependency Questionnaire at startwithfafsa.org/resources.

2

CREATE AN FSA ID – The Federal Student Aid ID (FSA ID) is the username and password students use to complete the FAFSA. The parent of a dependent student also needs an FSA ID to sign the FAFSA. (Parents with no SSN are ineligible to create an FSA ID, but will be able to print and sign a signature page.) Use the FSA ID Worksheet to keep track of your answers when you set up your FSA ID at fsaid.ed.gov.

3

FILL IT OUT – After you start your application at [FAFSA.gov](https://fafsa.gov) or on the myStudentAid mobile app, you will complete the sections below:

Student Demographics – When entering your personal information, read directions carefully and enter information accurately.

- Enter your full name and birthdate as shown on your Social Security card.
- Male students must be registered with Selective Service to receive financial aid. You can register directly on the FAFSA by checking "Register me."
- Double-check your name, date of birth and Social Security number. Even one small error could cause delays.

School Selection – Select the college, university or career technology center you plan to attend. You can select up to 10 schools. You will also need to indicate whether you plan to live on campus, off campus or with a parent.

Dependency Status – A list of questions will determine whether you are considered dependent or independent on the FAFSA. Dependent students will be required to provide parental information.

Parent Demographics – Dependent students must enter information about their legal parent(s).

- If your parents are legally separated or divorced, list the parent you lived with the most during the last 12 months.
- If your parents are legally separated or divorced and you lived with them equally, list the parent who provided the most financial support in the last 12 months.
- If your divorced parent is remarried, list both your parent and step-parent.
- If your parents are unmarried but living together, list information for both parents.
- If your parent is undocumented, use 000-00-0000 as his/her Social Security Number.

Financial Information – You can enter the specified federal income tax information manually or use the IRS Data Retrieval Tool (DRT). The IRS DRT allows users to securely transfer data from their tax return directly into the FAFSA, which is faster and easier. Users must have an FSA ID to access tax information. To learn more, visit StudentAid.ed.gov/irsdrt.

4

SIGN AND SUBMIT – Review your answers on the Summary, correct any errors, then enter your FSA ID to electronically sign your FAFSA.

- If you are considered dependent, your legal parent is also required to sign your FAFSA.
- If necessary, you or your parent can print a signature page, sign it and mail it to the address indicated.
- Don't forget to click SUBMIT at the bottom of the screen.
- Review your confirmation page for information about the schools you've selected and an estimate of your financial aid eligibility.

5

FOLLOW UP – Watch your email for a Student Aid Report (SAR), which provides a copy of your FAFSA responses. Your college may also send you requests for further documentation before sending your financial aid offer. This letter will contain the types of financial aid offered to you by the college(s) you've chosen.

Community College



Community College Options

- Earn Associate's Degree and/or complete GE requirements to transfer to a four-year college or Vocational Training and certificate programs available Fresno City, Clovis, Reedley & Madera are all one application
- In order to be prepared to register for classes you must Apply, do online orientation and Advising. Don't miss any steps!
- FCC Application Workshops Sept 28th & 29th

Steps to Matriculate to Community College

September-November: Complete online application through CCCApply

October-March: Complete FAFSA/CADAA Financial Aid Application to qualify for free tuition

December: Complete Online Orientation

March: Attend and Complete Mandatory Advising

April: Register for classes using your Student Educational Plan (SEP) created during Advising

Disabled Student Programs and Services (DSP&S)

What is DSPS?

- Program that provides accommodations and support to students who have a verified disability
- High School IEP's and 504's do not automatically transfer to college
- Students must apply for and request accommodations through DSPS

How to Apply to DSPS?

1. Complete a CCC Apply Application

2. Complete the DSPS Aim Application

www.fresnocitycollege.edu/transitiontocollege

3. Please see your counselor for assistance or call the DSPS office at 559-442-8237



Preparing for the SCCCD Online Application

Step 1 – Gather your Personal Information

☐ Basic Information: Legal Name, Address, Phone, and Email Address

- It is important that you do not use your high school email address as you may not have access to it once you graduate. If you do not have a personal email, open an account on outlook.com, yahoo.com, gmail.com, etc.

☐ Social Security Number (SSN) or other Residency Information

- If you have an SSN, the college will need it to match the information on your Free Application for Federal Student Aid (FAFSA). Applying without entering your SSN will affect your financial aid.
- If you are undocumented or do not have a SSN, you will follow the directions to submit without one.
- If you are not a US citizen and have a permanent resident card, you will need to know the number, date of issue and expiration of your card.

Step 2 – Gather your School Information

☐ GPA and Course Information through your Junior Year

- Access your student/parent portal, HS transcript, or ask your counselor where to find the following:

Highest Math Class/Course Taken: _____ 2nd Sem. Grade Received: _____

Highest English Class/Course Taken: _____ 2nd Sem. Grade Received: _____

Overall/Total Unweighted GPA: _____ If this isn't listed, ask your counselor which GPA is best to use.

Step 3 – Retrieve your CCCApply Login Information

☐ Have you taken a college class through Dual Enrollment (DE) or High School Enrichment (HSE)?

YES

- If you have taken a DE/HSE class during high school, you already have a login and cannot create another account.
- If you don't know your login, visit www.sccd.edu/apply and choose the college you are applying to. Follow the directions on the webpage to access the CCCApply application.
- On the CCCApply page, click on the "Forgot" tab next to "Sign In" to retrieve your username and/or your password.
- If you need help logging in to CCCApply, call 1-877-247-4836.

NO

- If you haven't taken a college class, you will be creating a CCCApply account before starting an application.
- Be prepared to create a username and password, then save them for future use.

CCCApply Username: _____ CCCApply Password: _____



CSU
California
State
University

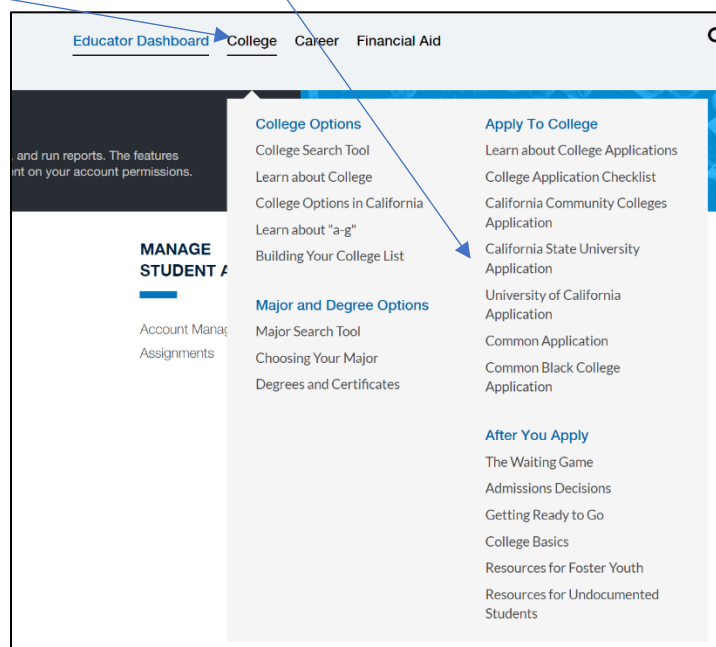


Freshman Application Checklist

When you're ready to begin your application to the CSU, be sure you have these items on hand:

- ☐ **Unofficial transcripts (both high school and college transcripts, if applicable)** You'll be asked to enter all the courses you've completed on your CSU application; those that are currently in progress; and any you plan to take. Transcripts will be requested by campuses as needed.
- ☐ **Your Social Security number**, if you have one.
- ☐ **Your citizenship status**
- ☐ **Credit card or PayPal account** Application fees are due at time of submission.
- ☐ **Annual income** Your parents' if you are a dependent; your income if you are independent
- ☐ **Educational Program, Work and Extracurricular Participation Information** You will need to provide the years you participated in college preparation programs and your average number of hours per week of work and/or participation in extracurricular activities.
- ☐ **Information needed to apply to EOP (if applying)** See the [Apply to EOP website](#) for information about materials needed to complete the optional EOP application.
- ☐ **Test scores** Optional; if you have taken or plan to take the ACT, SAT, AP, IB exams, you may include the information on the application. Reporting test scores is not required. SAT and ACT scores will not be used for determining who gets admitted into the CSU. If you are accepted, the campus will use official test scores to for placement into mathematics and English courses.
- ☐ **California statewide student ID** Optional; every K-12 student in a California public school is assigned an ID number. The number should be printed on your transcript.

To Launch you CSU Application please go to California Colleges, login and click on College and California State University Link.



Attend a CSU Application Workshop and make sure you get help from a BHS Counselor with linking your California Colleges account to CSU Apply.

2022-2023 CSU Undergraduate Impacted Programs Matrix

| | Bakersfield | Channel Islands | Chico | Dominguez Hills | East Bay | Fresno* | Fullerton* | Humboldt | Long Beach* | Los Angeles* | Maritime Academy N | Monterey Bay | Northridge | Pomona | Sacramento | San Bernardino | San Diego* | San Francisco | San Jose* | San Luis Obispo* | San Marcos | Sonoma | Stanislaus |
|--------------------------------|-------------|-----------------|-------|-----------------|----------|---------|------------|----------|-------------|--------------|--------------------|--------------|------------|--------|------------|----------------|------------|---------------|-----------|------------------|------------|--------|------------|
| Apparel Design & Merchandising | | | | | | | | | | | | | | O | O | | | O | | | | | |
| Architecture | | | | | | | | | | | | | | I | | | | | | I | | | |
| Art | O | O | O | O | O | I | I | O | I | I | | O | O | O | O | O | I | N | I | I | O | O | O |
| Biological Sciences** | O | O | O | O | O | I | I | O | I | I | | N | I | I | O | O | I | O | I | I | I | O | O |
| Business | O | O | O | O | O | I | I | O | I | I | O | N | N | N | I | O | I | N | I | I | I | O | O |
| Chemistry/Biochemistry | O | O | O | O | O | I | I | O | I | I | | | O | I | O | O | I | O | I | I | O | O | O |
| Child/Human Development | O | | O | O | O | I | I | O | I | I | | O | O | | O | O | I | O | I | I | O | I | O |
| Communication | O | O | O | O | O | I | I | O | I | I | | O | I | I | O | O | I | O | I | I | I | O | O |
| Computer Science | O | O | O | O | O | I | I | O | I | I | | I | O | I | O | O | I | O | I | I | O | O | O |
| Criminology/Criminal Justice | O | | O | O | O | I | I | O | I | I | | | I | | I | I | I | O | I | I | O | I | O |
| Economics | O | O | O | O | O | I | I | O | I | I | | O | O | O | O | O | I | O | I | I | O | O | O |
| Engineering | O | I | O | O | O | I | I | O | I | I | I | | O | N | O | O | I | O | I | I | I | O | O |
| English | O | O | O | O | O | I | I | O | I | I | | O | O | O | O | O | I | O | I | I | O | O | O |
| Environmental Studies/Sciences | O | O | O | O | O | I | | O | I | | | N | | N | O | O | I | O | I | I | O | O | O |
| Family & Consumer Sciences | | | | | | I | | | I | | | | O | | O | | | O | | | | | |
| Film & Electronic Arts/Cinema | | | | | | | I | O | I | I | | O | I | | O | | | O | | | | | |
| Food & Nutrition/Dietetics | | | O | | | I | | | I | I | | | O | O | O | O | I | I | I | I | | | |
| Graphic Design | | | O | O | O | I | I | | I | I | | O | O | O | I | O | I | N | I | I | | | |
| Health Science/Education | O | O | O | O | O | I | I | | I | I | | | I | O | I | O | I | O | I | | | | |
| History | O | O | O | O | O | I | I | O | I | I | | O | O | O | O | O | I | O | I | I | O | O | O |
| Hospitality & Tourism | | | O | O | O | | I | | I | | | O | O | O | | O | I | O | I | I | | | |
| Information Systems | O | | O | O | O | I | I | | I | I | | O | O | O | O | O | I | O | I | I | O | | O |
| Interior Design | | | O | | | I | | | I | | | | | | O | | I | O | I | | | | |
| International Business (B.A.) | | | | O | | I | I | | | I | | N | | N | I | O | I | N | I | | | | |
| Journalism/Mass Communications | | | O | O | O | I | I | O | I | | | O | O | O | O | | I | O | I | I | I | | |
| Kinesiology/Physical Education | O | | O | O | O | I | I | O | I | I | | N | I | I | O | N | N | I | I | I | I | I | O |
| Liberal Studies | O | O | O | O | O | I | I | O | I | I | | O | O | O | O | O | I | O | I | I | O | O | O |
| Marine Transportation | | | | | | | | | | | I | | | | | | | | | | | | |
| Mathematics | O | O | O | O | O | I | I | O | I | I | | N | O | O | O | O | I | O | I | O | O | O | O |
| Music | O | | N | O | O | I | I | O | I | I | | O | I | O | O | O | I | O | I | I | | O | O |
| Nursing, Basic | I | I | I | | I | I | I | | I | I | | | | | I | I | I | I | I | | I | I | I |
| Nursing, RN to BSN | I | O | O | O | O | I | I | I | I | I | | | O | | O | O | I | O | I | | O | I | O |
| Occupational Therapy/Health | | | | | | | I | | | | | | O | | | | | | I | | | | |
| Oceanography | | | | | | | | O | | | I | | | | | | | | | | | | |
| Physics | O | O | O | O | O | O | I | O | I | I | | O | O | I | O | O | I | O | I | I | O | O | O |
| Political Science | O | O | O | O | O | I | I | O | I | I | | O | O | O | O | O | I | O | I | I | O | O | O |
| Psychology | O | O | O | O | O | I | I | O | I | I | | N | I | I | I | I | I | I | I | I | O | I | O |
| Public Administration | O | | O | O | O | I | I | | I | I | | | O | | | O | I | | I | | | O | O |
| Radio-Television & Film | | | O | O | O | I | I | | | I | | O | O | | | | I | O | I | | | | |
| Social Science | | | O | | | | I | O | | I | | O | | O | O | O | I | | I | I | O | | O |
| Social Work | | | I | | | I | | O | I | I | | O | | O | O | N | I | I | I | | | | |
| Sociology | O | O | O | O | O | I | I | O | I | I | | O | O | N | O | O | I | O | I | I | O | I | O |
| Spanish | O | O | O | O | O | I | I | O | I | I | | O | O | O | O | O | I | O | I | | O | O | O |
| Theater/Performing Arts | O | O | O | O | O | I | I | O | I | I | | O | O | O | O | O | I | O | I | I | O | O | O |
| Undeclared | | | | | | I | I | | I | I | | I | | | | | I | N | I | | | | |

Codes: * = All programs are impacted I = Programs Impacted at the campus N = See notes for the campus on the next page
O = Programs offered at the campus but not impacted = A blank cell indicates that the program is not offered at this campus
**Biological Sciences should include Biology, Biotechnology, Microbiology, and Medical Technology

Notes for First Time Freshmen (FTF) and Upper Division Transfers (UDT)

Bakersfield: No campus impactation for FTF or UDT. Impacted in nursing (basic) and the RN to BSN nursing programs.

Channel Islands: No campus impactation for FTF or UDT. Impacted in the nursing (basic) program and mechatronics program.

Chico: Impacted for FTF and UDT, and programs in nursing (basic), social work, and option in recording arts (BA in Music).

Dominguez Hills: No campus impactation for FTF or UDT.

East Bay: Impacted for FTF and UDT and in the nursing (basic) program.

Fresno: Impacted for FTF and UDT, and in all undergraduate programs, pre-programs, undeclared/undecided programs.

Fullerton: Impacted for FTF and UDT, and in all undergraduate programs, pre-programs, undeclared/undecided programs.

Humboldt: No campus impactation for FTF or UDT. Impacted in RN to BSN Program.

Long Beach: Impacted in all undergraduate programs, pre-programs for FTF and UDT and undeclared/undecided programs for FTF only.

Los Angeles: Impacted in all undergraduate programs, pre-programs for FTF and UDT and undeclared/undecided programs for FTF only.

Maritime Academy: Impacted in facilities engineering technology, marine engineering technology, marine transportation, mechanical engineering and oceanography. New students in all majors must complete a physical examination and pass a health review prior to enrollment.

Monterey Bay: Impacted for FTF and UDT, and programs in biology (FTF), business administration (FTF), computer science, environmental science, technology and policy (UDT only), marine science, kinesiology (FTF), mathematics (UDT only), psychology (FTF) and undeclared/undecided (FTF).

Northridge: Impacted for FTF and UDT, and programs in accountancy, biology, business administration (insurance and financial services option), cinema & television arts, communication studies, criminal justice, finance, health administration, kinesiology, music and psychology.

Pomona: Impacted for FTF and UDT, and programs in animal science, animal health science, architecture, biology, biotechnology, business administration (accounting option), chemistry, civil engineering, communication, computer science, environmental biology, engineering (aerospace, chemical, civil, computer, electrical and mechanical), kinesiology (general option), physics and Sociology (transfer only).

Sacramento: Impacted for FTF and UDT, and programs in business administration (all options), criminal justice (general), graphic design (general), health science (all options), nursing (general), and psychology (general).

San Bernardino: Impacted for FTF and UDT, and programs in criminal justice (all options), kinesiology (pre-physical therapy), psychology, nursing (general), and social work (pre-social work).

San Diego: Impacted for FTF and UDT, and in all undergraduate programs, pre-programs, and undeclared/undecided programs.

San Francisco: Impacted in business administration (accounting), kinesiology (all options except Integrated Teacher Education Program in PE), nursing (general), psychology, social work and undeclared/undecided (with an interest in nursing)

San Jose: Impacted for FTF and UDT, and in all undergraduate programs, pre-programs, and undeclared/undecided programs.

San Luis Obispo: Impacted for FTF and UDT in all undergraduate programs (and does not consider alternate majors).

San Marcos: Impacted for FTF and UDT, and programs in biological sciences, biotechnology, business administration, communications, electrical engineering, kinesiology, mass media, nursing (basic) and software engineering.

Sonoma: Impacted for programs in communication studies, criminology and criminal justice studies, early childhood studies, human development, kinesiology (all options), nursing (pre-nursing and pre-licensure BSN), psychology, and sociology.

Stanislaus: No campus impactation for FTF or UDT. Impacted for pre-nursing and nursing (generic or basic) program.

Please go to www2.calstate.edu/pages/ImpactionSearch.aspx for the most accurate and up-to-date information regarding impacted campuses and programs at the CSU. To find all degrees/programs available by CSU campus, visit <http://degrees.calstate.edu>. Programs offered through CSU Extended Education may also be available at campuses and are not reflected in the matrix.

UC & Private Universities



PERSONAL INSIGHT QUESTIONS: GUIDE FOR FRESHMAN APPLICANTS

UNIVERSITY
OF
CALIFORNIA

Getting started

This worksheet is designed to help freshman applicants start the writing process for the personal insight questions in the undergraduate admissions application. Additional hints and suggestions can be found on UC's admissions website at ucal.us/personalquestions.

What are the personal insight questions?

These questions are about getting to know you better — your life experience, interests, ambitions and inspirations. Think of it as your interview with the admissions office. Be open. Be reflective. Find your individual voice and express it.

While this section of the application is just one part we consider when making our admission decision, it helps provide context for the rest of your application.

The basics

- You will have 8 questions to choose from. You must respond to any 4 of the 8 questions.
- Each response is limited to a maximum of 350 words.
- Which questions you choose to answer is entirely up to you: But you should select questions that are most relevant to your experience and that best reflect your individual circumstances.
- All questions are equal: All questions are given equal consideration in the application review process, which means there is no advantage or disadvantage to choosing certain questions over others.

Freshman questions & brainstorm exercise

The following exercises are suggestions to help you get started. Remember, you don't have to answer all eight questions – you only need to answer four. So if some questions aren't the right fit for you, that's OK. The important thing is expressing who are you, what matters to you and what you want to share with UC.

1. Describe an example of your leadership experience in which you have positively influenced others, helped resolve disputes, or contributed to group efforts over time.

How do you define "leader"? List three words that you think describe what a leader is:

- 1.
- 2.
- 3.

Do any of these words apply to you? How? Is there a time in your life when you displayed any of these traits?

2. Every person has a creative side, and it can be expressed in many ways: problem solving, original and innovative thinking, and artistically, to name a few. Describe how you express your creative side.

Can you think of a time your viewpoint was unique compared to others? What was the issue or problem from your perspective? Now think of the same situation from the perspective of another person who was there with you. How was your approach different from that other person's?

Was there ever a problem where your imagination and intuition guided you to the solution?

Do you have a passion for music, theater, visual art, dance, etc.? What have you gained from it that has affected other parts of your life?

3. What would you say is your greatest talent or skill? How have you developed and demonstrated that talent over time?

List three of your talents or skills:

- 1.
- 2.
- 3.

Were these talents or skills the same a few years ago? What changed? What improved?

Which one of the three talents or skills you listed is the most meaningful or important to you and why? Does the talent come naturally or have you worked hard to develop this skill or talent?

PERSONAL INSIGHT QUESTIONS: GUIDE FOR FRESHMAN APPLICANTS

UNIVERSITY
OF
CALIFORNIA

4. Describe how you have taken advantage of a significant educational opportunity or worked to overcome an educational barrier you have faced.

Feel free to speak about either an opportunity or a barrier. It's OK if you've experienced one and not the other.

EDUCATIONAL OPPORTUNITIES:

List any programs or additional classes that have better prepared you for college:

- 1.
- 2.
- 3.

How did you find out about these programs or classes? How did you take what you learned and apply it to your schoolwork or other aspects of your life?

EDUCATIONAL BARRIERS:

Have you faced any barriers or challenges related to school and/or your schoolwork? How did you overcome or strive to overcome them? List three personal characteristics or skills you had to call on to overcome this challenge:

- 1.
- 2.
- 3.

5. Describe the most significant challenge you have faced and the steps you have taken to overcome this challenge. How has this challenge affected your academic achievement?

Have you had a difficult experience in your life? How did you get through it? What did you learn going through this experience? If you're currently working your way through a challenge, what are you doing now and does that affect different aspects of your life? For example, ask yourself, "How has my life changed at home, at my school, with my friends, or with my family?"

6. Think about an academic subject that inspires you. Describe how you have furthered this interest inside and/or outside of the classroom.

Think about all of the classes you've taken at school. Now fill in the blank: I would go to [class name] even if I didn't have to.

It doesn't have to be a class in which you've earned good grades – the important thing is you enjoyed the subject and it impacted you in some way.

(#6 continued)

Maybe there's a course you *haven't* taken at school that you wish you did take or are looking forward to taking in college. How have you pursued your interest in that subject outside of school?

7. What have you done to make your school or your community a better place?

Did you contribute to a positive change at your school or in your community? What steps have you taken to accomplish this? Remember, even small changes can have a big impact. Why were you inspired to act? What did you learn from your effort?

8. Beyond what has already been shared in your application, what do you believe makes you stand out as a strong candidate for admissions to the University of California?

From your point of view, what do you feel makes you an excellent choice for UC? Don't be afraid to brag a little. Here are a few lists to help you get started.

What do you value in your life? What's important to you? List three of them here:

- 1.
- 2.
- 3.

What are you passionate about?

- 1.
- 2.
- 3.

When you attend UC, what three things are you most looking forward to?

- 1.
- 2.
- 3.

Does anything overlap? Is there anything from the lists that you want to expand on?

Next steps

As you filled out the worksheet, were there any topics that seemed particularly interesting? You might consider answering those questions as part of your application. But the choice is yours! Take your time in selecting which questions to answer and how to answer them. For more information, visit our website at ucal.us/personalquestions.



Myrl Johnson
College Application Consultant
(559) 259-1984 johnsonmyrl@gmail.com

College Essay & College Application Support for BHS Seniors

This course is appropriate for students who are applying to the University of California campuses, private schools, Ivy League schools, Stanford, Caltech, and the like. It is not generally unnecessary for junior college and CSUs.

Topics to be covered:

- Q and A sessions
- Planning ahead
- Reminders about good writing technique
- Revision, editing and advice about writing for college
- Write essays for college entrance
- Assess personal college choices
- Tips for acceptance
- Advice about financial aid and scholarships
- College Resume
- Letters of recommendation
- Feedback through GoogleDocs - johnsonmyrl@gmail.com
- Conferences and phone calls available

Class will be offered in the guidance conference room, or digitally - to be determined in the fall.
Absences will be cleared. Please bring a laptop or tablet.

Please feel free to text, email or call me at any time. Be sure to check with your teachers when you miss class. However, I will **not** be working during Thanksgiving nor Winter Breaks.

Additional dates may be added, depending upon student need. I will text the group.

Ms. Johnson's College Support Schedule

| | | |
|-------------------------------|--------------|---|
| Monday, 9/19 9:00-10:53 | Period 1& 2 | Welcome, FAFSA, Common App, GPA, Counseling & Schedules |
| Monday, 9/29 9:00-10:53 | Period 1& 2 | Looking at necessities |
| Tuesday, 10/18 1:21-3:20 | Period 5 & 6 | Comparing essays – what not to do – how to use elevated diction, how vary sentence varieties, how to present as a prepared and intellectual candidate |
| Tuesday, 10/25 1:21-3:20 | Period 5 & 6 | How to plan for college, Common App, test scores, FAFSA, college list |
| Wednesday, 10/26 1:21-3:20 | Period 5 & 6 | College fitness test, college resume |
| Wednesday, 11/2 1:21-3:20 | Period 5 & 6 | Letters of Recommendation, freshman profile |
| Monday, 11/7 9:00-10:53 | Period 1& 2 | Essays, come with pencil, paper and tablet or computer, cliches and active verbs – revise and edit essay one |
| Tuesday, 11/8 1:21-3:20 | Period 5 & 6 | Essays |
| Wednesday, 11/9 1:21-3:20 | Period 5 & 6 | The differences between privates and UC Essays |
| Monday, 11/14 9:00-10:53 | Period 1& 2 | CommonApp, privates, UC apps |
| Tuesday, 11/15 1:21-3:20 | Period 5 & 6 | Completing essays, trouble shooting, apps |
| Tuesday, 11/28 1:21-3:20 | Period 5 & 6 | Completing essays, trouble shooting, apps |
| Wednesday, 11/29 1:21-3:20 | Period 5 & 6 | Finishing UC |

How to Write a Good College Application Essay

By Janet Morrissey

Aug. 2, 2018

Here are some tips compiled from experts for writing that all-important application essay, which can often mean the difference between getting accepted — or rejected — by the school of your choice.

The essay is your megaphone — your view of the world and your ambitions. It's not just a resume or a regurgitation of everything you've done. It needs to tell a story with passion, using personal, entertaining anecdotes that showcase your character, your interests, your values, your life experiences, your views of the world, your ambitions and even your sense of humor.

Emphasize volunteer work or other ways you've helped people or made your community a better place. It helps if the activity is related to the subject you want to study. For example, Christopher Rim of Command Education Group, which coaches students, remembers that one student who wanted to become a dentist set up a nonprofit and held fund-raisers to distribute toothbrushes, toothpaste and other dental products to homeless shelters. Admissions staff members want to know how your presence will make the college a better place.

Mention internships, summer courses, extracurricular activities or lab work that show steps you've taken to learn and understand your field of interest. That will help show you know the field you've chosen to study and are passionate about it.

Explain with knowledge and passion why you want to study at this particular college rather than at others. Tell why the school's size, curriculum, social atmosphere, location, professors or history influenced your choice.

Correct spelling, grammar and punctuation are critical. Use grammar, syntax and writing with a level of sophistication that shows you're ready for college. Never use text-style abbreviations or rude or profane language.

After the essay is submitted, check your email and voice mail daily to make sure you see and respond promptly to messages from admissions staff members. Many students check only texts and sometimes miss emails asking follow-up questions or requesting an interview.

Hafeez Lakhani of Lakhani Coaching summed up the essay this way: "Every college is like a dinner table. What will make you the most interesting contributor to that dinner table conversation? What will make you help everyone else have a more interesting experience?" A good essay, rich with anecdotes and personality, will answer those questions and stand out from the pile.

A version of this article appears in print on , Section F, Page 8 of the New York edition with the headline: Essay Writing Tips



Requesting a Letters of Recommendation

If you are applying to a college/university, scholarship or program that requires a letter of recommendation please follow the steps below to ensure that you receive the best and most thorough letter your counselor can provide.

1. Use the link below to request your letter. Make sure you answer the questions accurately and completely. The more information the better!
2. Give your counselor at least 2 weeks to write your letter
3. If you are applying to a college online using Common App or another online application system, make sure you type in your counselors email correctly and follow up with your counselor to make sure they received your request.



Link to request a letter of recommendation
bit.ly/bhsltrofreq